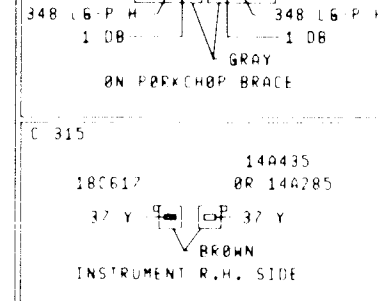

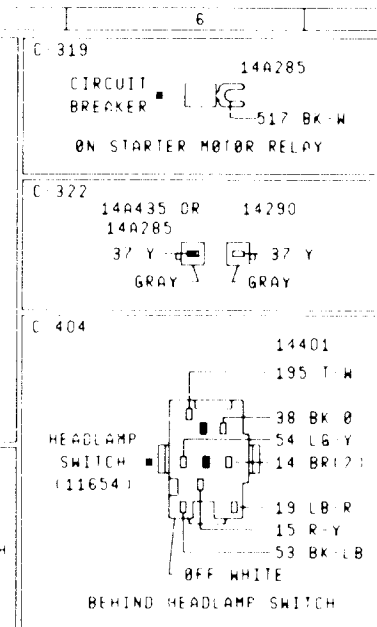
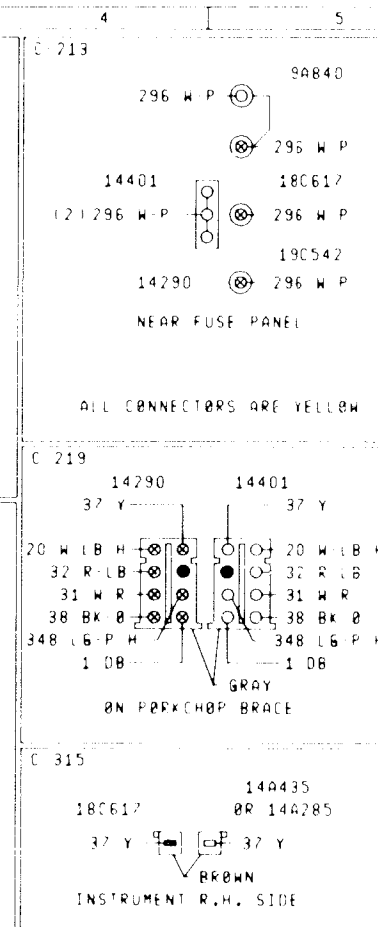
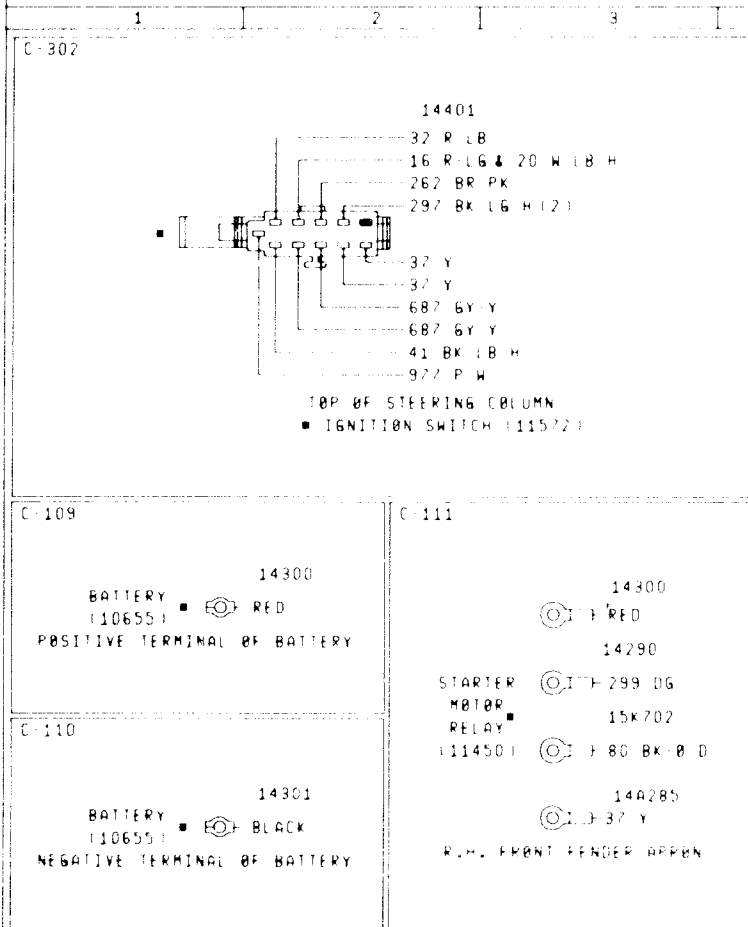
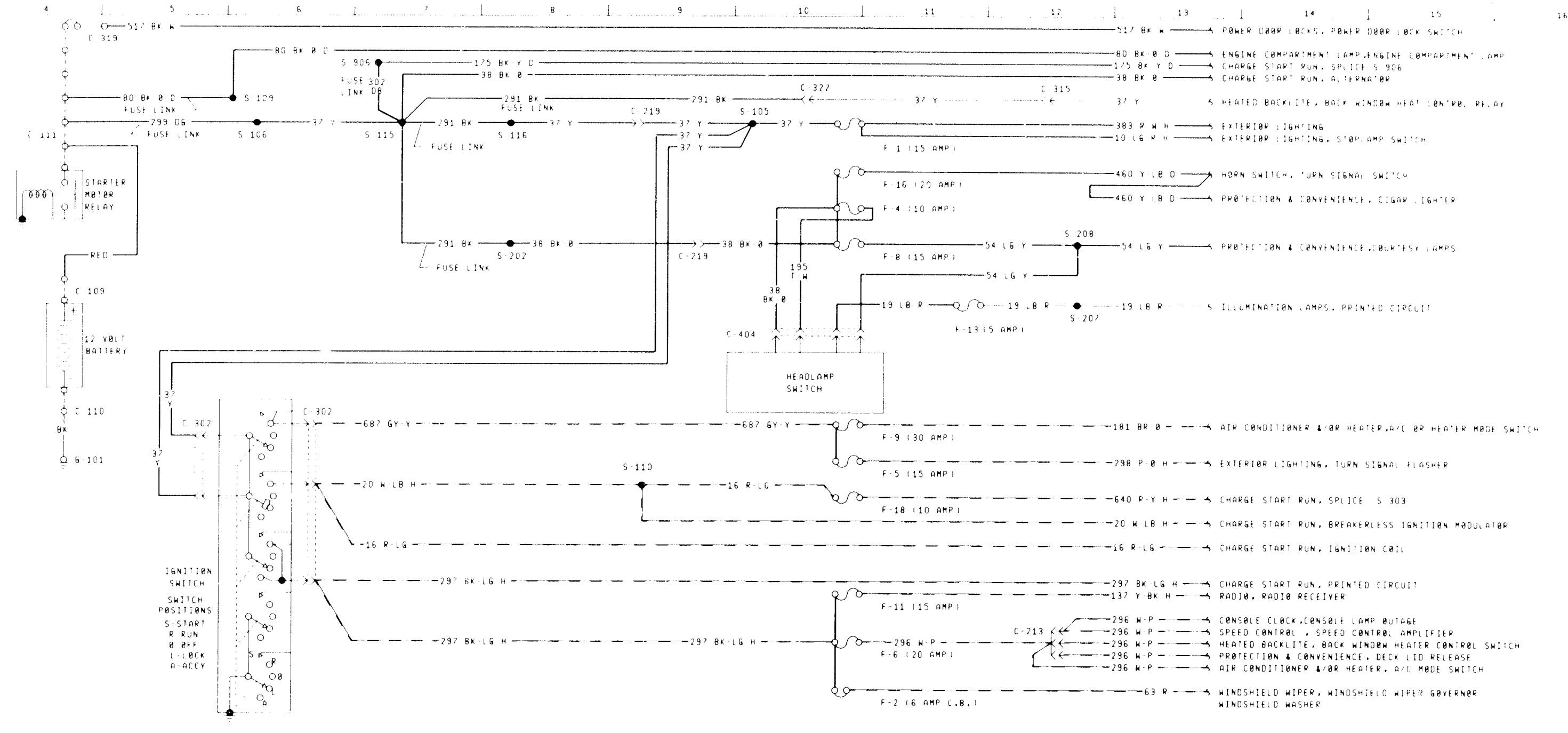


1. (15 AMP) HAZARD LIGHTS, SPEED CONTROL, STOP LIGHTS.
2. (6 AMP C.B.) INTERVAL WIPERS, WINDSHIELD WIPERS.
4. (10 AMP) EXTERIOR LIGHTS, INSTRUMENT ILLUMINATION.
5. (15 AMP) BACKUP LIGHTS, TURN SIGNALS.
6. (20 AMP) A/C CLUTCH, TRUNK RELEASE, REAR WINDOW DE ICE, SPEED CONTROL, LAMP BUTAGE MODULE, CONSOLE LOCK.
7. (NOT USED)
8. (15 AMP) COURTESY LIGHTS, KEY WARNING BUZZER.
9. (30 AMP) A/C BLOWER, (15 AMP) HEATER ONLY.
10. (NOT USED)
11. (15 AMP) RADIO.
12. (NOT USED)
13. (5 AMP) INSTRUMENT ILLUMINATION.
14. (20 AMP C.B.) POWER WINDOW.
15. (NOT USED)
16. (20 AMP) CIGAR LIGHTER, HORN, ELECTRONIC CLOCK.
17. (NOT USED)
18. (10 AMP) CARBURETOR CIRCUITS, SEATBELT BUZZER, TACHOMETER, TURBO BOOST INDICATORS, WARNING INDICATORS, LOW FUEL MODULE.



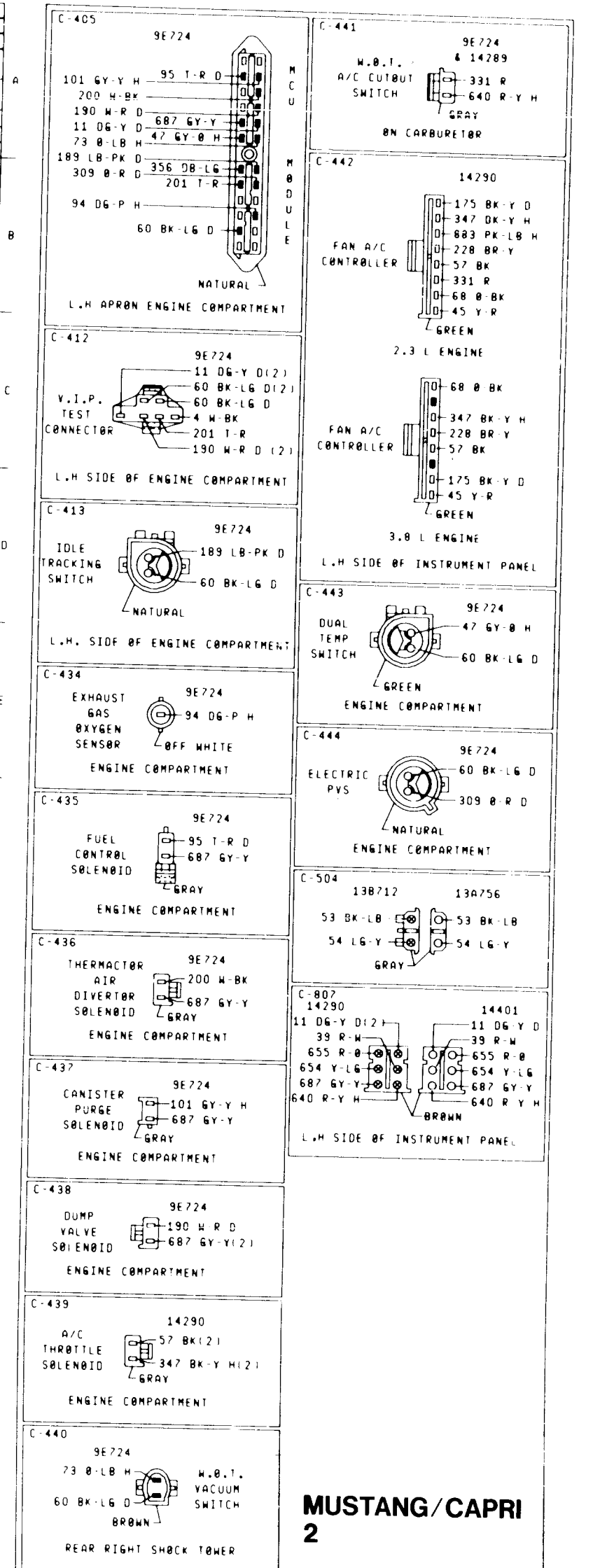
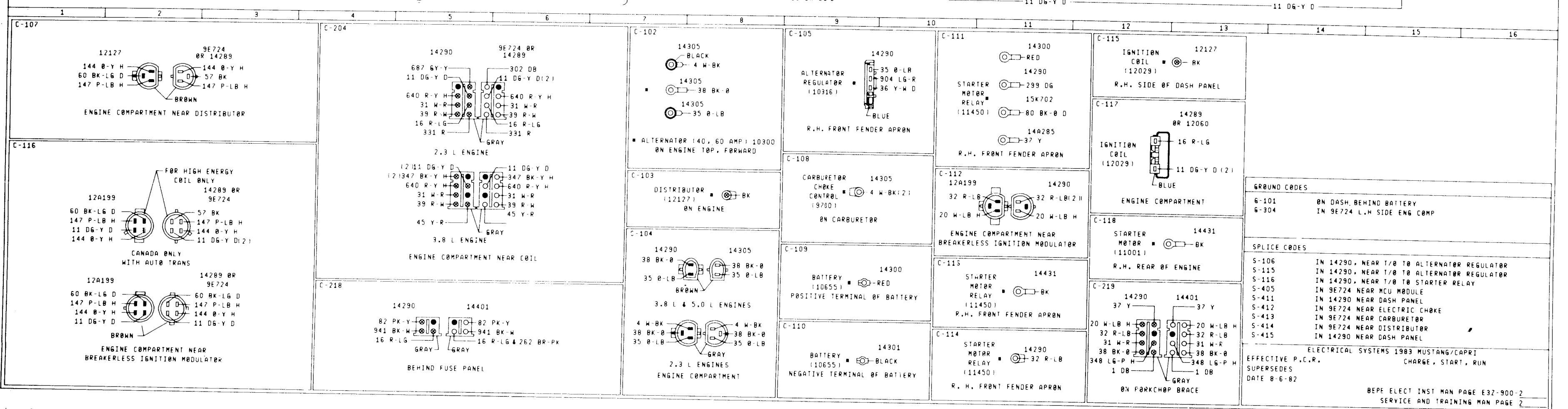
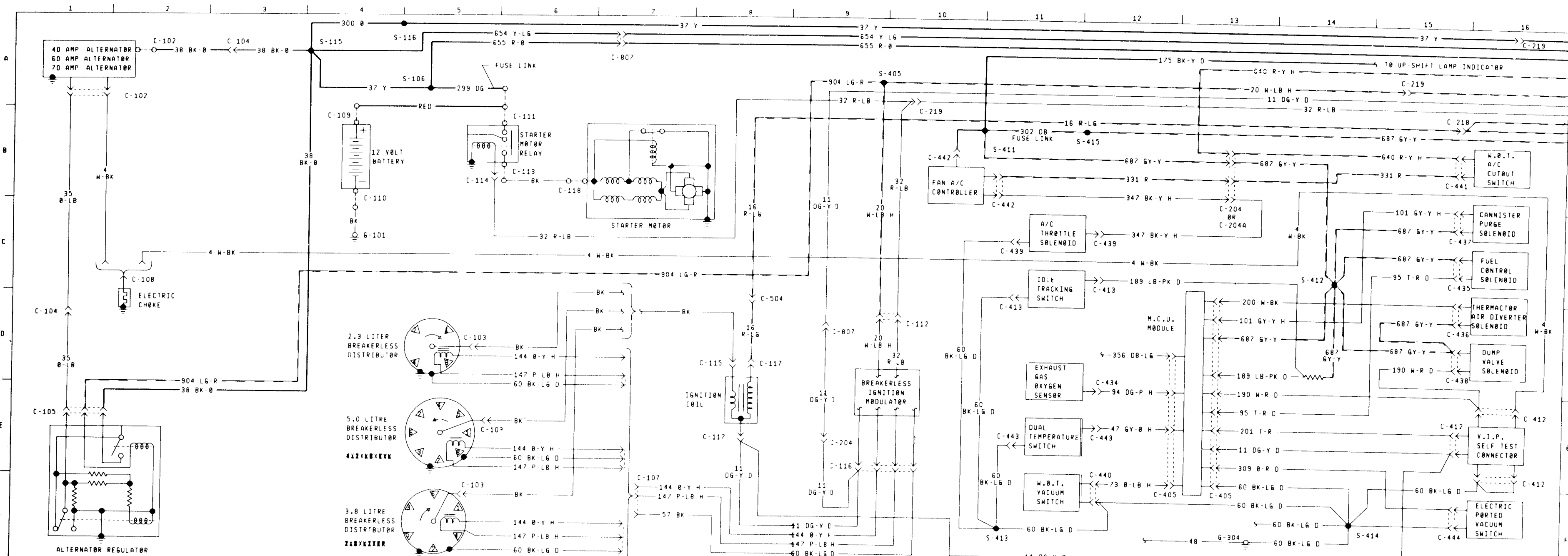
GROUND CODES	
G-101	ON DASH BEHIND BATTERY

SPLICE CODES	
S-105	IN 14401, NEAR T/O TO WINDSHIELD WIPER SWITCH
S-106	IN 14290, NEAR T/O TO ALTERNATOR REGULATOR
S-109	IN 15K702, NEAR T/O TO STARTER MOTOR RELAY
S-110	IN 14401, NEAR T/O TO W/S/WIPER SWITCH
S-115	IN 14290, NEAR T/O TO ALTERNATOR REGULATOR
S-116	IN 14290, NEAR T/O TO STARTER RELAY
S-202	IN 14290, NEAR T/O TO STARTER MOTOR RELAY
S-207	IN 14401 NEAR RADIO RECEIVER
S-208	IN 14401 NEAR FUSE PANEL
S-906	IN 14A303, UNDER SHIELD NEAR SEAT

WIRING COLOR KEY (PRIMARY COLORS)	
BLACK	BK
BROWN	BR
TAN	T
RED	R
PINK	PK
ORANGE	O
YELLOW	Y
DARK GREEN	DG
LIGHT GREEN	LG
DARK BLUE	DB
LIGHT BLUE	LB
PURPLE	P
GRAY	GY
WHITE	W
HASH	(H)
DOT	(D)

The presence of a tracer on the wire is indicated by a secondary color followed by an "H" for Hash or a "D" for Dot. A stripe is understood if no letter follows.

ELECTRICAL SYSTEMS 1993 MUSTANG/CAPRI
 EFFECTIVE P.C.R. POWER DISTRIBUTION
 SUPERSEDES DATE 8 6 87
 BPPH ELEC INST MAN PAGE E32 900 1
 SERVICE AND TRAINING MAN PAGE 1



GROUND CODES

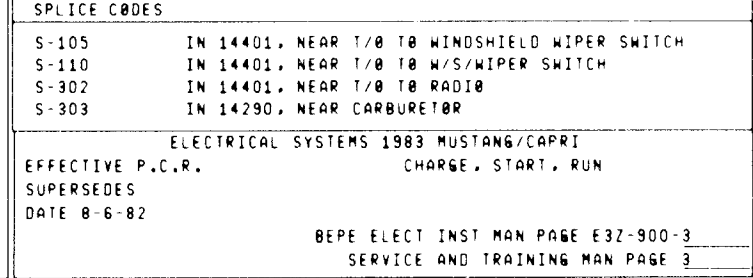
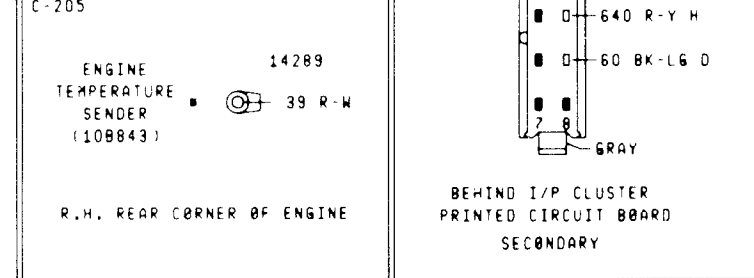
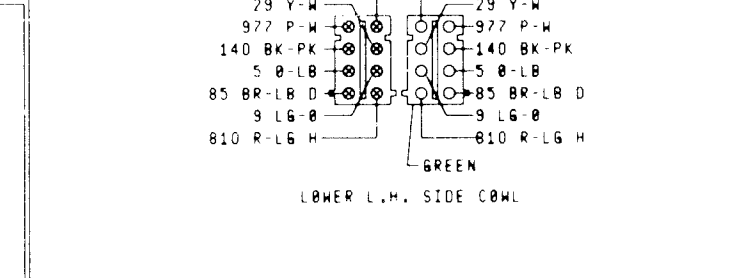
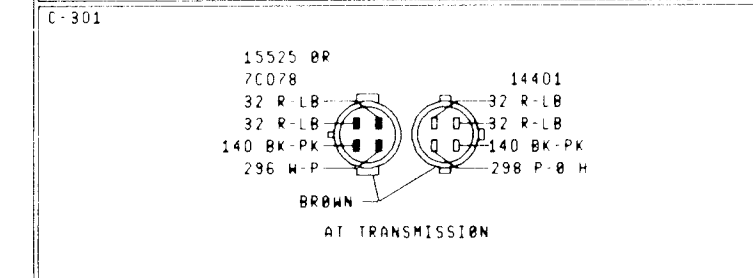
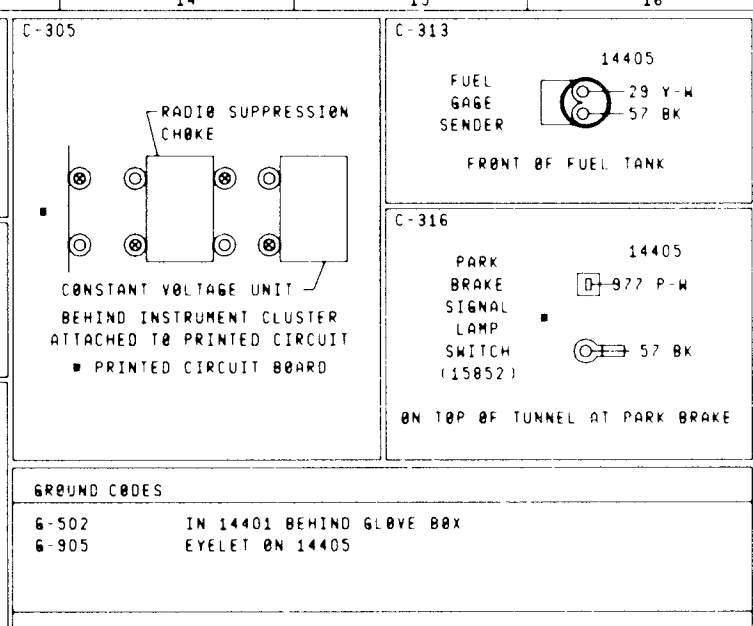
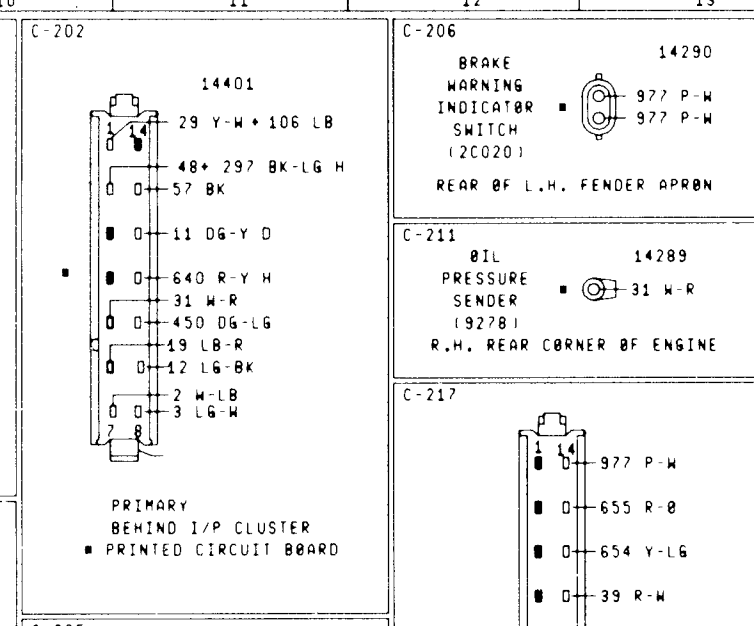
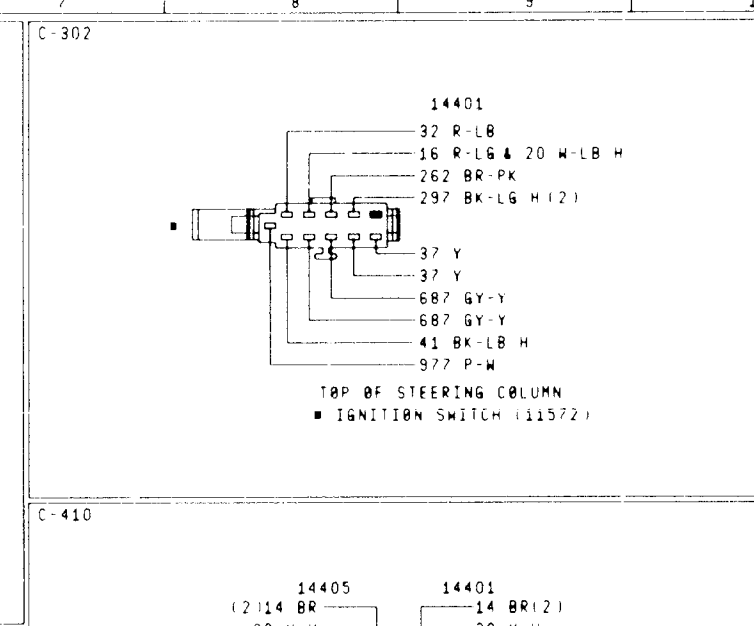
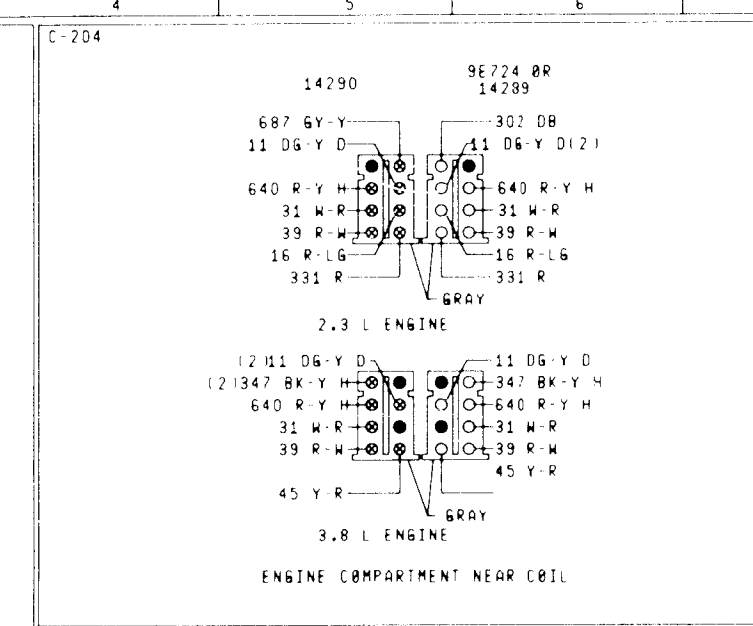
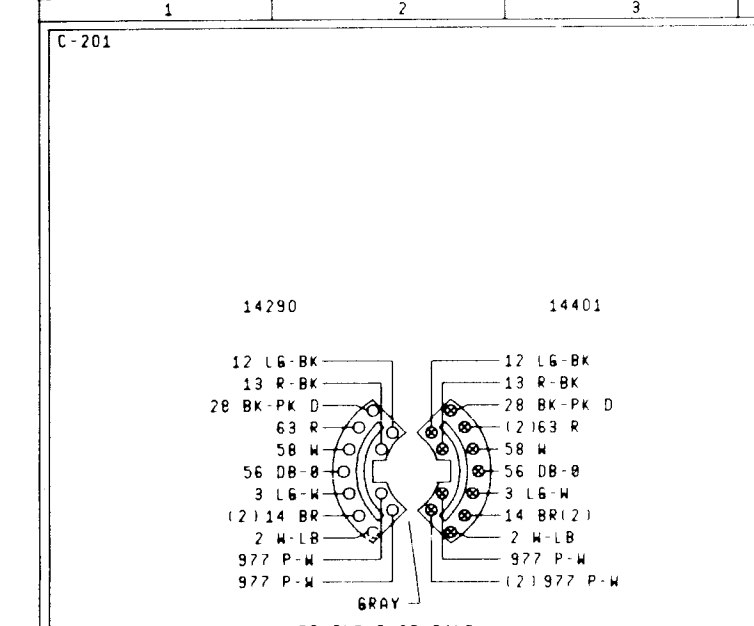
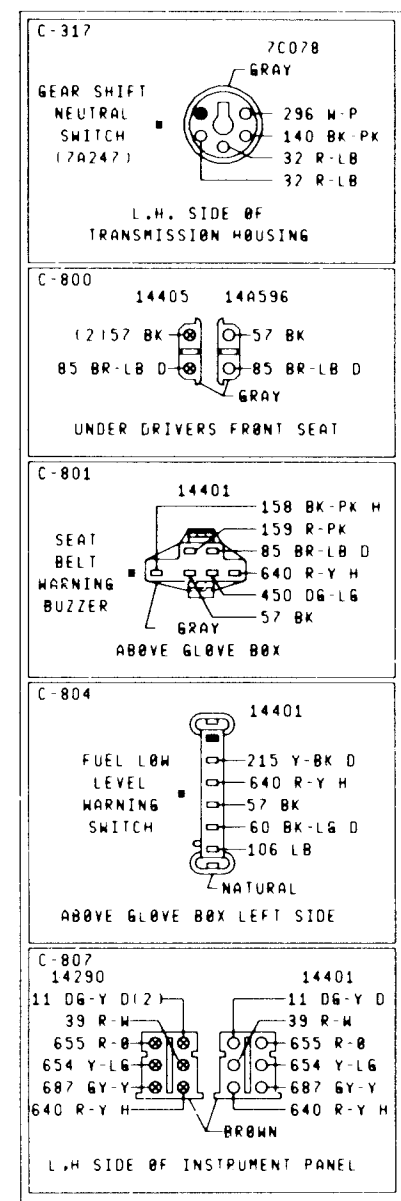
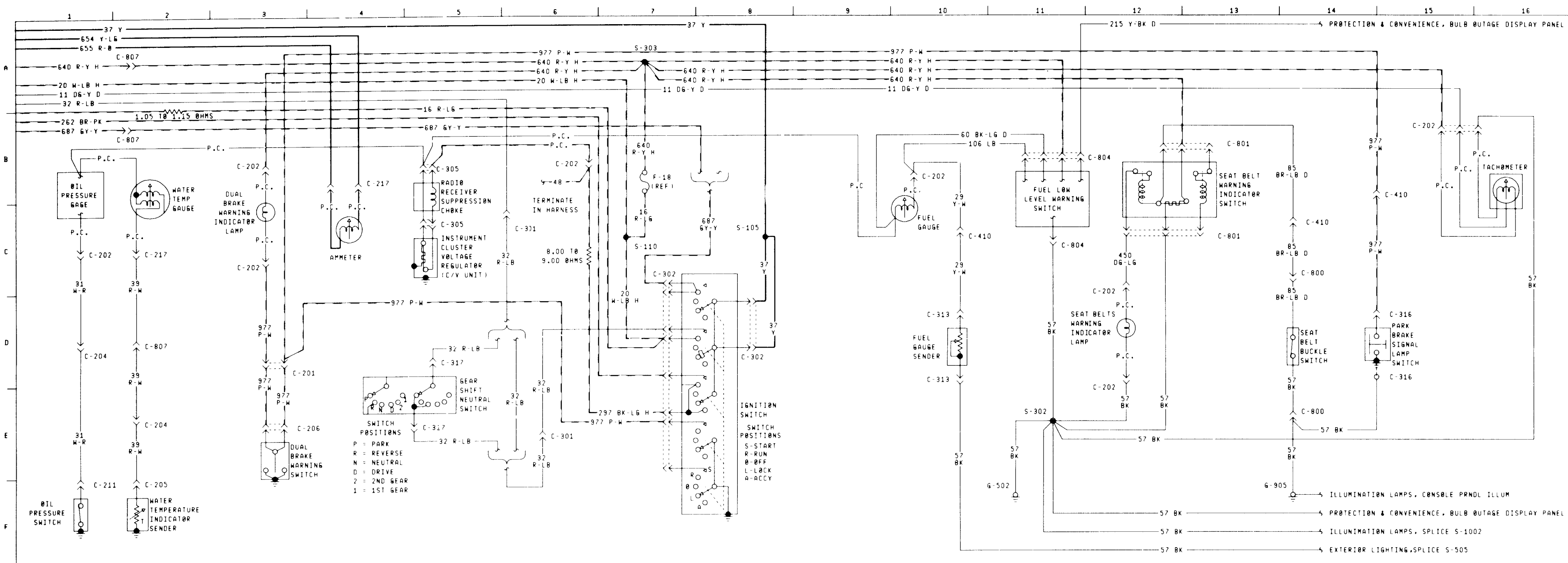
G-101 8N DASH BEHIND BATTERY
 G-304 IN 9E724 L.H. SIDE ENG COMP

SPLICE CODES

S-106 IN 14290, NEAR T/O TO ALTERNATOR REGULATOR
 S-115 IN 14290, NEAR 1/O TO ALTERNATOR REGULATOR
 S-116 IN 14290, NEAR 1/O TO STARTER RELAY
 S-405 IN 9E724 NEAR MCU MODULE
 S-411 IN 14290 NEAR DASH PANEL
 S-412 IN 9E724 NEAR ELECTRIC CHOKE
 S-413 IN 9E724 NEAR CARBURETOR
 S-414 IN 9E724 NEAR DISTRIBUTOR
 S-415 IN 14290 NEAR DASH PANEL

**ELECTRICAL SYSTEMS 1983 MUSTANG/CAPRI
 CHARGE, START, RUN
 SUPERSEDES
 DATE 8-6-82**

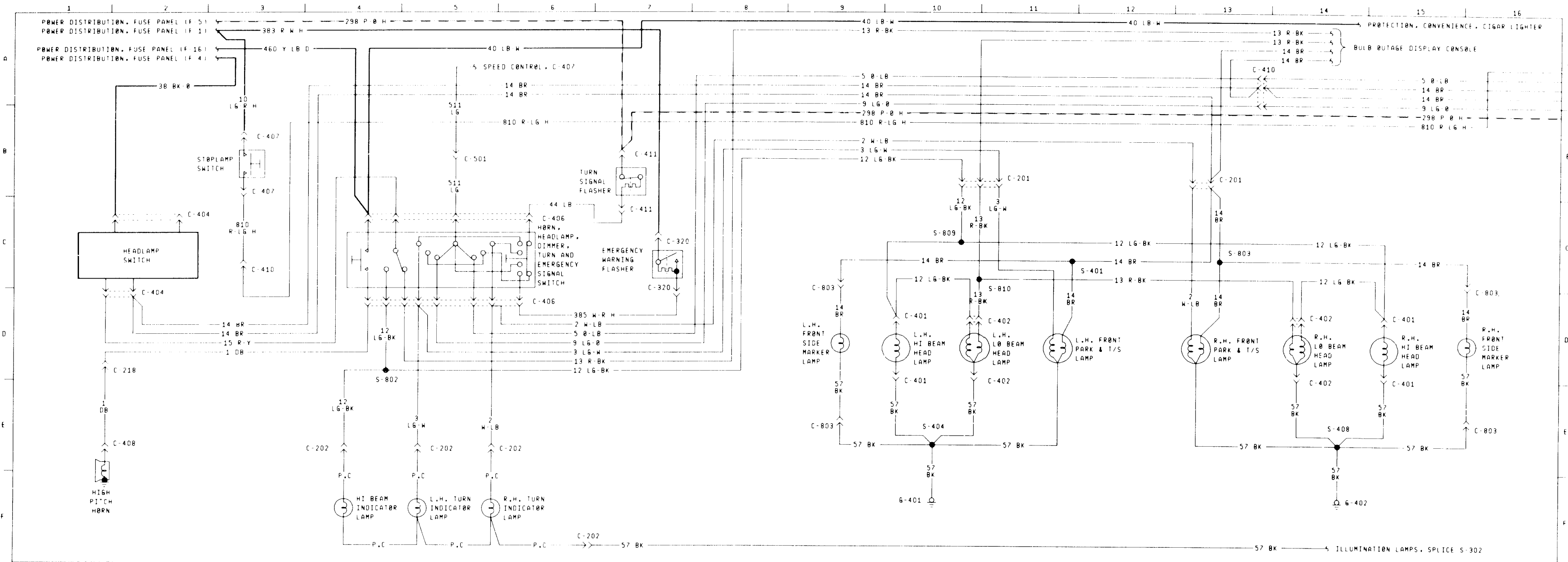
BEPE ELECT INST MAN PAGE E32-900-2
 SERVICE AND TRAINING MAN PAGE 2



WIRING COLOR KEY (PRIMARY COLORS)

BLACK	BK
BROWN	BR
TAN	T
RED	R
PINK	PK
ORANGE	O
YELLOW	Y
DARK GREEN	DG
LIGHT GREEN	LG
DARK BLUE	DB
LIGHT BLUE	LB
PURPLE	P
GRAY	GY
WHITE	W
HASH	(H)
DOT	(D)

The presence of a tracer on the wire is indicated by a secondary color followed by an "H" for Hash or a "D" for Dot. A stripe is understood if no letter follows.



<p>C-201</p> <p>14290 14401</p> <p>12 LG-BK, 13 R-BK, 28 BK-PK-D, 63 R, 58 W, 56 DB-Ø, 3 LG-W, (2) 14 BR, 2 W-LB, 977 P-W, 977 P-W</p> <p>12 LG-BK, 13 R-BK, 28 BK-PK-D, (2) 163 R, 58 W, 56 DB-Ø, 3 LG-W, 14 BR(2), 2 W-LB, 977 P-W, (2) 977 P-W</p> <p>GRAY</p> <p>BEHIND FUSE PANEL</p>	<p>C-410</p> <p>14405 14401</p> <p>(2) 14 BR, 29 Y-W, 977 P-W, 140 BK-PK, 5 Ø-LB, 85 BR-LB-D, 9 LG-Ø, 810 R-LG-H</p> <p>14 BR(2), 29 Y-W, 140 BK-PK, 5 Ø-LB, 85 BR-LB-D, 9 LG-Ø, 810 R-LG-H</p> <p>GREEN</p> <p>LOWER L.H. SIDE COWL</p>	<p>C-404</p> <p>14401 195 T-W</p> <p>HEADLAMP SWITCH (11654)</p> <p>38 BK-Ø, 54 LG-Y, 14 BR(2), 19 LB-R, 15 R-Y, 53 BK-LB</p> <p>ØFF WHITE</p> <p>BEHIND HEADLAMP SWITCH</p>	<p>C-407</p> <p>9A840 14401</p> <p>10 LG-R-H, (2) 1511 LG, 511 LG, 810 R-LG-H</p> <p>STOPLAMP SWITCH (13480)</p> <p>ABOVE STEERING COLUMN NEAR BRAKE PEDAL</p>	<p>C-803</p> <p>14290 15A434</p> <p>57 BK, 14 BR, 14 BR</p> <p>R.H. & L.H. SIDE MARKER LAMPS</p>
<p>C-218</p> <p>14290 14401</p> <p>82 PK-Y, 941 BK-W, 16 R-LG, 82 PK-Y, 941 BK-W, 16 R-LG & 262 BR-PK</p> <p>GRAY</p> <p>BEHIND FUSE PANEL</p>	<p>C-202</p> <p>14401</p> <p>79 Y-W+106 LB, 48+297 BK-LG-H, 57 BK, 11 DG-Y-D, 640 R-Y-H, 31 W-R, 450 DG-LG, 19 LB-R, 12 LG-BK, 2 W-LB, 3 LG-W</p> <p>PRIMARY BEHIND I/P CLUSTER PRINTED CIRCUIT BOARD</p>	<p>C-320</p> <p>14401</p> <p>EMERGENCY WARNING FLASHER</p> <p>385 W-R-H</p> <p>BEHIND INSTRUMENT PANEL NEAR GLOVE BOX</p>	<p>C-406</p> <p>14401</p> <p>511 LG, 1 DB, 385 W-R-H, 44 LB, 212 W-LB, 5 Ø-LB</p> <p>TURN SIGNAL SWITCH</p> <p>ØN STEERING COLUMN</p>	<p>C-408</p> <p>14290 1 DB</p> <p>HORN (13802)</p> <p>L.H. FRONT OF ENGINE COMPARTMENT</p>
<p>C-401</p> <p>14290</p> <p>R.H. & L.H. HIGH BEAM HEADLAMP (13007)</p> <p>12112 LG-BK, 57 BK, GRAY</p> <p>BEHIND HEADLAMPS</p>	<p>C-402</p> <p>14290</p> <p>L.H. & R.H. HEADLAMP (13007)</p> <p>57 BK, 12 LG-BK, 13 R-BK, GRAY</p> <p>BEHIND HEADLAMP</p>	<p>C-501</p> <p>14405 14401</p> <p>105 R-W, 102 W, 511 LG, 9 LG-Ø, 5 Ø-LB, 104 LB-Ø</p> <p>105 R-W, 102 W, 511 LG, 9 LG-Ø, 5 Ø-LB, 104 LB-Ø</p> <p>BROWN</p> <p>L.H. SIDE COWL IN "A" PILLAR</p>	<p>C-411</p> <p>298 P-Ø H21 44 LB</p> <p>PART OF FUSE PANEL</p> <p>TURN SIGNAL FLASHER (13350)</p>	<p>C-501</p> <p>14405 14401</p> <p>105 R-W, 102 W, 511 LG, 9 LG-Ø, 5 Ø-LB, 104 LB-Ø</p> <p>105 R-W, 102 W, 511 LG, 9 LG-Ø, 5 Ø-LB, 104 LB-Ø</p> <p>BROWN</p> <p>L.H. SIDE COWL IN "A" PILLAR</p>

WIRING COLOR KEY (PRIMARY COLORS)

BLACK	BK
BROWN	BR
TAN	T
RED	R
PINK	PK
ORANGE	O
YELLOW	Y
DARK GREEN	DG
LIGHT GREEN	LG
DARK BLUE	DB
LIGHT BLUE	LB
PURPLE	P
GRAY	GY
WHITE	W
HASH	(H)
DOT	(D)

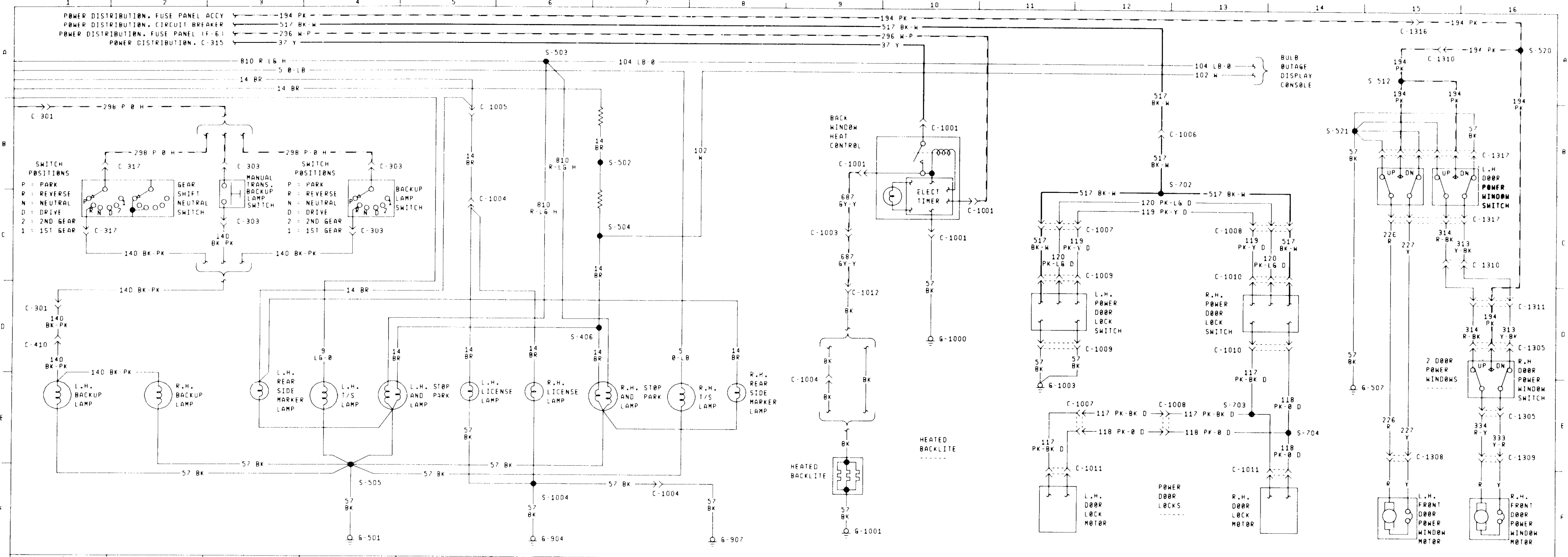
GROUND CODES

6-401	EYELET ØN 14290 NEAR L.H. HEADLAMP
6-402	EYELET ØN 14398 NEAR R.H. HEADLAMP

SPLICE CODES

S-401	IN 14290, NEAR T/Ø TO L.H. PARK LAMP
S-404	IN 14290, NEAR GROUND TAKEOUT
S-408	IN 14398, NEAR T/Ø TO R.H. FRONT SIDE MARKER LAMP
S-802	IN 14401, NEAR T/Ø TO PRINTED CIRCUIT
S-803	IN 14398, NEAR T/Ø TO R.H. HEADLAMP
S-809	IN 14290, NEAR GROUND
S-810	IN 14290, NEAR T/Ø TO W/S WIPER MOTOR

ELECTRICAL SYSTEMS 1983 MUSTANG/CAPRI
 EFFECTIVE P.C.R. EXTERIOR LIGHTING
 SUPERSEDES
 DATE 8-6-82
 BEPE ELECT INST MAN PAGE E32-900-4
 SERVICE AND TRAINING MAN PAGE 4



<p>C-301</p> <p>15525 BR 7C078 32 R-LB 32 R-LB 140 BK-PK 296 W-P 298 P-Ø H</p> <p>BROWN</p> <p>AT TRANSMISSION</p>	<p>C-1008</p> <p>144200 118 PK-Ø D 117 PK-BK D 120 PK-LG D 119 PK-Y D 14024 118 PK-Ø D 117 PK-BK D 120 PK-LG D 119 PK-Y D</p> <p>517 BK-W BRWN 517 BK-W</p> <p>R.H. UPPER SIDE COWL BY DOOR HINGE</p>	<p>C-1004</p> <p>13412 BR 18C618 7114 BR 14 BR 687 GY-Y GRAY</p> <p>R.H. SIDE OF REAR WINDOW FOR 18C618</p>	<p>C-1010</p> <p>14024 517 BK-W 119 PK-Y D 57 BK 117 PK-BK D 120 PK-LG D</p> <p>R.H. FRONT DOOR IN ARM REST</p>	<p>C-1303</p> <p>14631 227 Y 226 R GREEN</p> <p>POWER WINDOW MOTOR IN L.H. FRONT DOOR</p>	<p>C-1311</p> <p>14A200 194 PK 313 Y-BK 314 R-BK GRAY</p> <p>R.H. SIDE OF INSTRUMENT PANEL</p>
<p>C-410</p> <p>12114 BR 14405 29 Y-W 977 P-W 140 BK-PK 5 Ø-LB 85 BR-LB D 9 LG-Ø 810 R-LG H</p> <p>14401 14 BR(2) 29 Y-W 140 BK-PK 5 Ø-LB 85 BK-LB D 9 LG-Ø 810 R-LG H</p> <p>GREEN</p> <p>LOWER L.H. SIDE COWL</p>	<p>C-303</p> <p>15525 140 BK-PK 296 W-P</p> <p>R.H. SIDE OF TRANSMISSION</p>	<p>C-1001</p> <p>18C617 37 Y 296 W-P 687 GY-Y 57 BK GRAY</p> <p>BACK WINDOW HEAT CONTROL RELAY ABOVE GLOVE BOX</p>	<p>C-1005</p> <p>14405 13B440 14 BR(2) GRAY</p> <p>L.H. SIDE OF LUGGAGE COMPARTMENT</p>	<p>C-1011</p> <p>14024 BR 14025 117 PK-BK D 118 PK-Ø D GRAY</p> <p>DOOR LOCK MOTOR IN R.H. & L.H. DOOR</p>	<p>C-1309</p> <p>14630 333 Y-R 334 R-Y GREEN</p> <p>POWER WINDOW MOTOR IN R.H. DOOR</p>
<p>C-1007</p> <p>14A200 117 PK-BK D 118 PK-Ø D 120 PK-LG D 119 PK-Y D 517 BK-W</p> <p>14025 117 PK-BK D 118 PK-Ø D 120 PK-LG D 119 PK-Y D 517 BK-W</p> <p>L.H. UPPER SIDE COWL BY DOOR HINGE</p>	<p>C-317</p> <p>7C078 296 W-P 140 BK-PK 32 R-LB 32 R-LB</p> <p>L.H. SIDE OF TRANSMISSION HOUSING</p>	<p>C-1003</p> <p>18C619 687 GY-Y 13B440 BR 18C617 687 GY-Y BRWN</p> <p>L.H. SIDE COWL</p>	<p>C-1009</p> <p>14025 517 BK-W 57 BK 119 PK-Y D 57 BK 120 PK-LG D 57 BK</p> <p>DOOR LOCK SWITCH IN ARM REST</p>	<p>C-1305</p> <p>14630 314 R-BK 334 R-Y 194 PK 333 Y-R 313 Y-BK</p> <p>POWER WINDOW SWITCH IN R.H. FRONT DOOR</p>	<p>C-1310</p> <p>14A200 194 PK 313 Y-BK 314 R-BK GRAY</p> <p>L.H. SIDE OF INSTRUMENT PANEL</p>

GROUND CODES	
G-501	IN 14405, ON DECK LID STRIKER PLATE
G-507	IN 14631 NEAR WINDOW REG CONTROL SWITCH
G-904	EYELET ON 13412, OR 14A549, OR 19B516, NEAR LICENSE LAMPS
G-907	EYELET ON 13B440
G-1000	EYELET ON 18C617 MOUNTED TO INSTRUMENT PANEL
G-1001	EYELET ON 18C620 ATTACHED TO R.H. INNER PANEL
G-1003	EYELET ON 14025 TO L.H. FRONT DOOR INNER PANEL

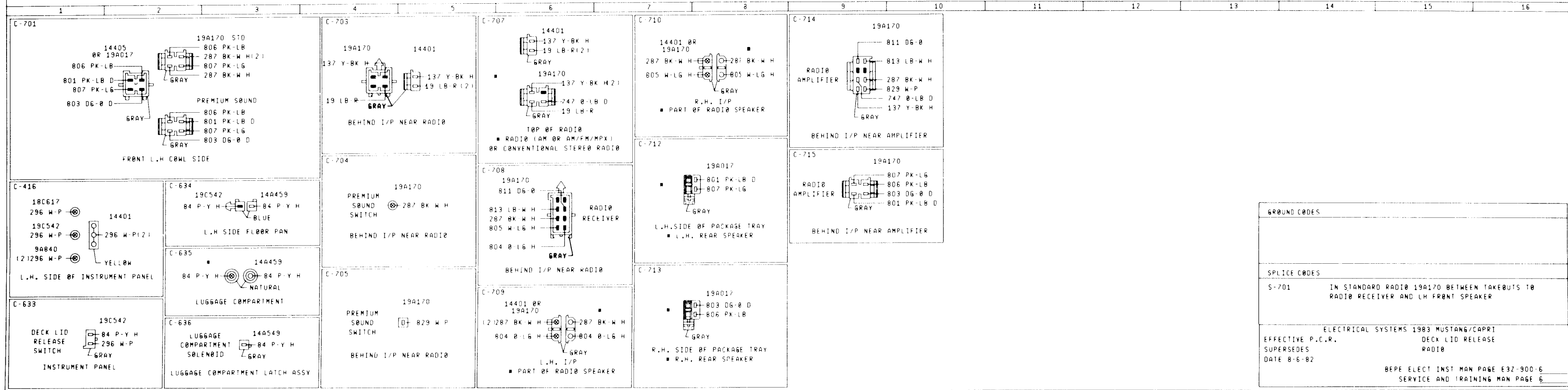
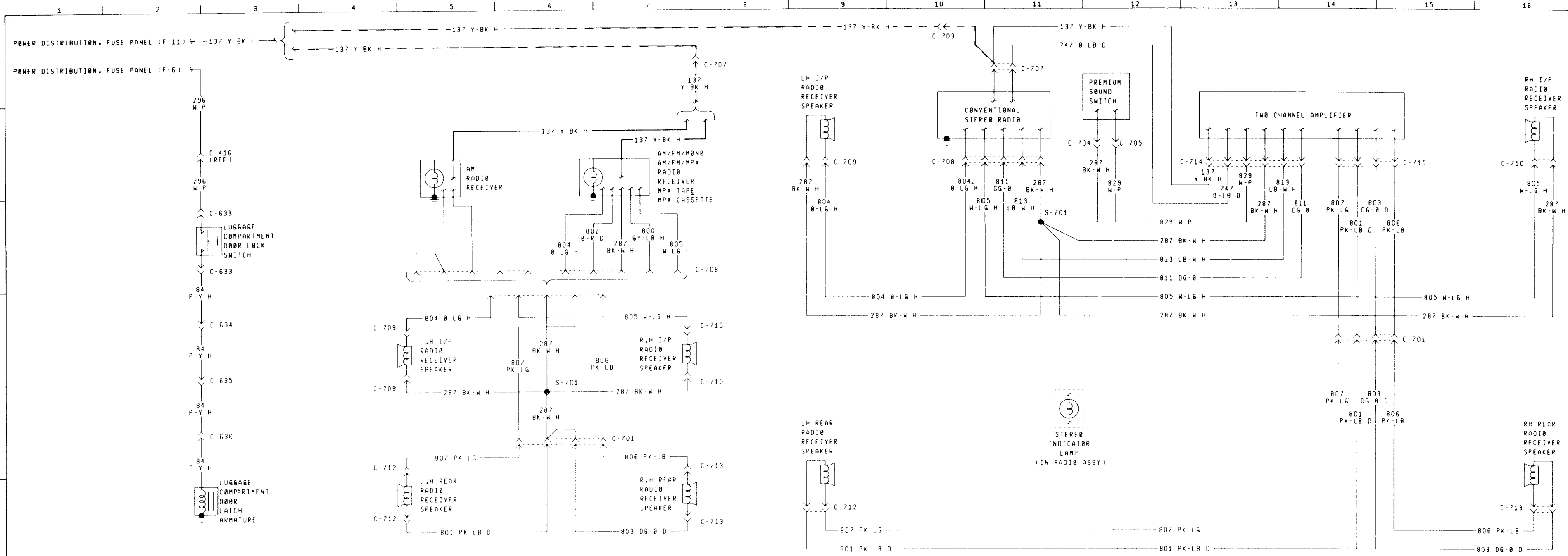
SPLICE CODES	
S-406	IN 14405, NEAR T/O TO R.H. TAIL LAMPS
S-502	IN 14405, NEAR T/O TO LICENSE LAMP
S-503	IN 14405, NEAR T/O TO 14401
S-504	IN 14405, NEAR T/O TO L.H. TAIL LAMPS
S-505	IN 14405, NEAR T/O TO R.H. REAR STOP & TURN LAMP
S-512	IN 14405 NEAR T/O TO R.H. BACKUP LAMP
S-520	IN 14A200 NEAR 14631 CONNECTION
S-521	IN 14631 NEAR WINDOW REG CONTROL SWITCH
S-702	IN 14A200, NEAR T/O TO 14A285
S-703	IN 14024, NEAR T/O TO POWER DOOR LOCK SWITCH
S-704	IN 14024, NEAR T/O TO POWER DOOR LOCK SWITCH
S-1004	IN 18C618, NEAR T/O TO L.H. LICENSE LAMP

ELECTRICAL SYSTEMS 1983 MUSTANG/CAPRI	
EFFECTIVE P.C.R.	HEATED BACKLITE
SUPERSEDES	POWER DOOR LOCKS
DATE 8-6-82	POWER WINDOWS
	BEPE ELECT INST MAN PAGE E3Z-900-5
	SERVICE AND TRAINING MAN PAGE 5

WIRING COLOR KEY (PRIMARY COLORS)

BK	BLACK
BR	BROWN
T	TAN
R	RED
PK	PINK
O	ORANGE
Y	YELLOW
DG	DARK GREEN
LG	LIGHT GREEN
DB	DARK BLUE
LB	LIGHT BLUE
P	PURPLE
GY	GRAY
W	WHITE
(H)	HASH
(D)	DOT

The presence of a tracer on the wire is indicated by a secondary color followed by an "H" for Hash or a "D" for Dot. A stripe is understood if no letter follows.



**WIRING COLOR KEY
(PRIMARY COLORS)**

BLACK	BK
BROWN	BR
TAN	T
RED	R
PINK	PK
ORANGE	O
YELLOW	Y
DARK GREEN	DG
LIGHT GREEN	LG
DARK BLUE	DB
LIGHT BLUE	LB
PURPLE	P
GRAY	GY
WHITE	W
HASH	H
DOT	(D)

The presence of a tracer on the wire is indicated by a secondary color followed by an "H" for Hash or a "D" for Dot. A stripe is understood if no letter follows.

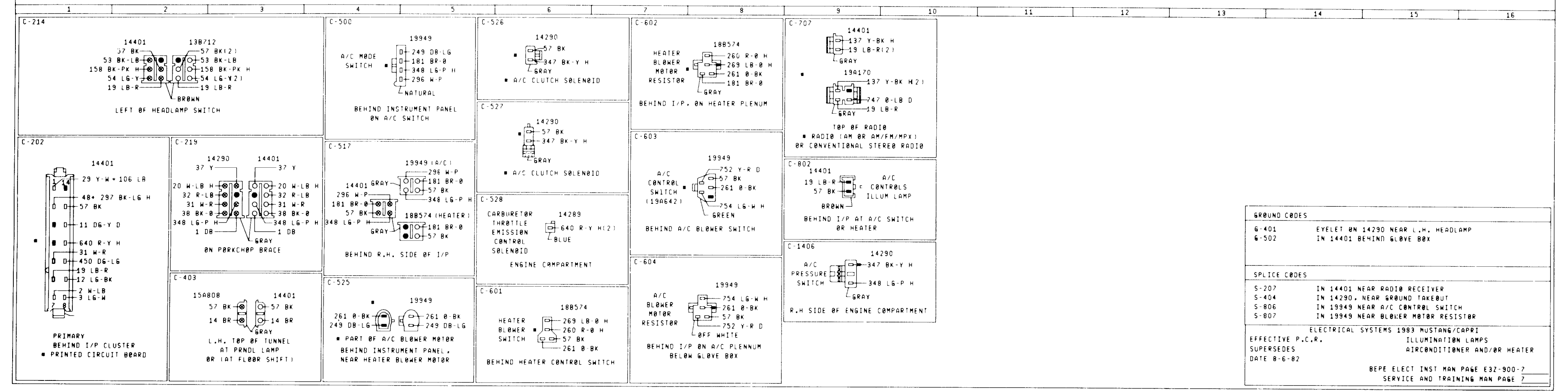
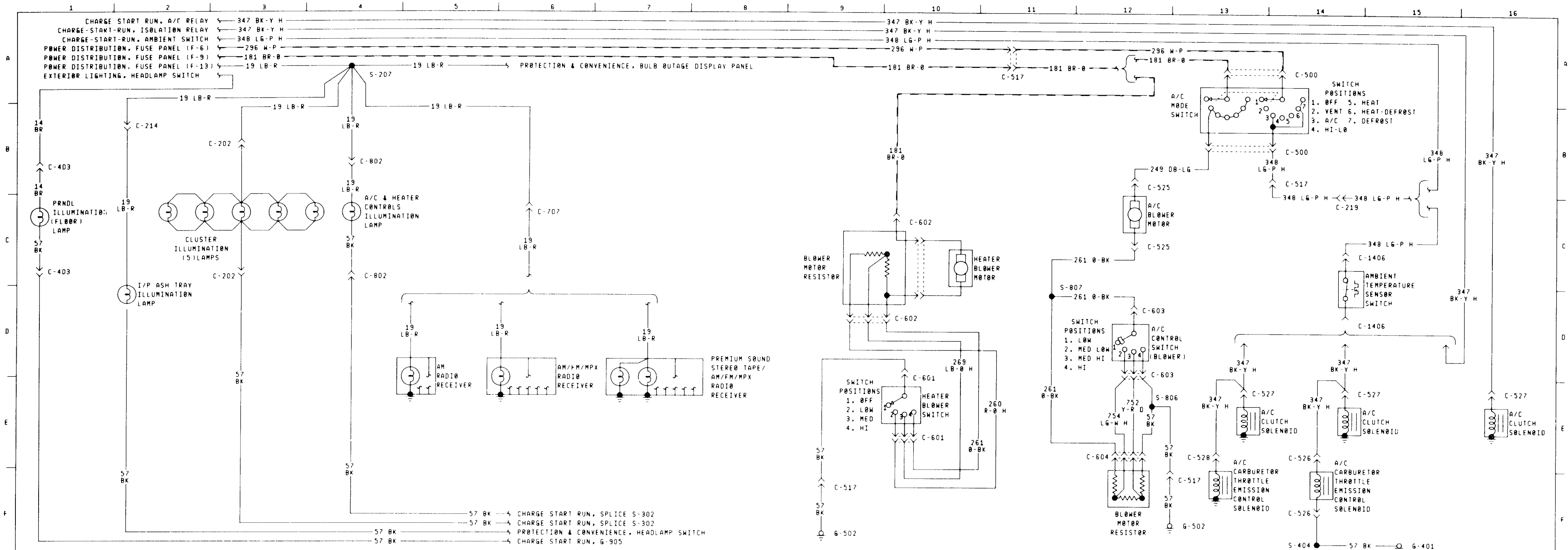
GROUND CODES

SPLICE CODES

S-701	IN STANDARD RADIO 19A170 BETWEEN TAKEOUTS TO RADIO RECEIVER AND LH FRONT SPEAKER
-------	--

ELECTRICAL SYSTEMS 1983 MUSTANG/CAPRI
EFFECTIVE P.C.R. DECK LID RELEASE SUPERSEDES RADIO
DATE 8-6-82

BEPE ELECT INST MAN PAGE E3Z-900-6
SERVICE AND TRAINING MAN PAGE 6



WIRING COLOR KEY (PRIMARY COLORS)

BLACK	BK
BROWN	BR
TAN	T
RED	R
PINK	PK
ORANGE	O
YELLOW	Y
DARK GREEN	DG
LIGHT GREEN	LG
DARK BLUE	DB
LIGHT BLUE	LB
PURPLE	P
GRAY	GY
WHITE	W
HASH	(H)
DOT	(D)

GROUND CODES


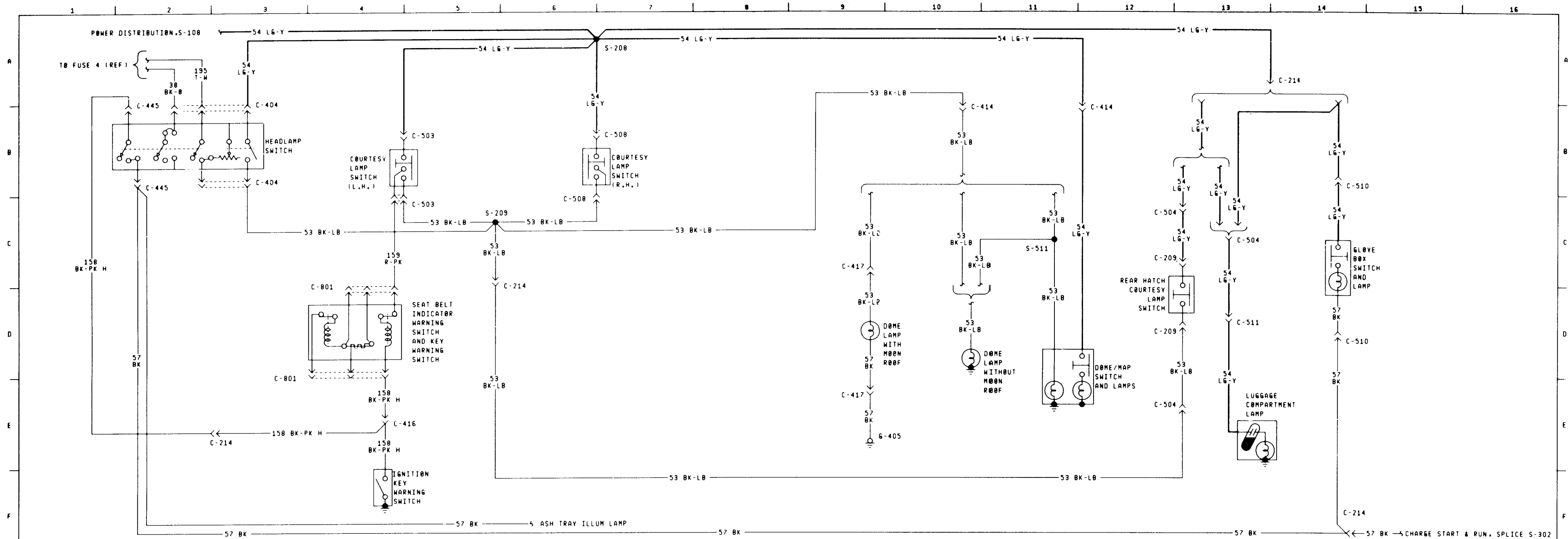
G-401	EYELET ON 14290 NEAR L.H. HEADLAMP
G-502	IN 14401 BEHIND GLOVE BOX

SPLICE CODES

S-207	IN 14401 NEAR RADIO RECEIVER
S-404	IN 14290, NEAR GROUND TAKEOUT
S-806	IN 19949 NEAR A/C CONTROL SWITCH
S-807	IN 19949 NEAR BLOWER MOTOR RESISTOR

ELECTRICAL SYSTEMS 1983 MUSTANG/CAPRI
 EFFECTIVE P.C.R. ILLUMINATION LAMPS
 SUPERSEDES AIRCONDITIONER AND/OR HEATER
 DATE 8-6-82

BEPE ELECT INST MAN PAGE E3Z-900-7
 SERVICE AND TRAINING MAN PAGE 7



GROUND CODES	
G-405	EYELET ON 14334 FOR GROUNDING DOME LAMP

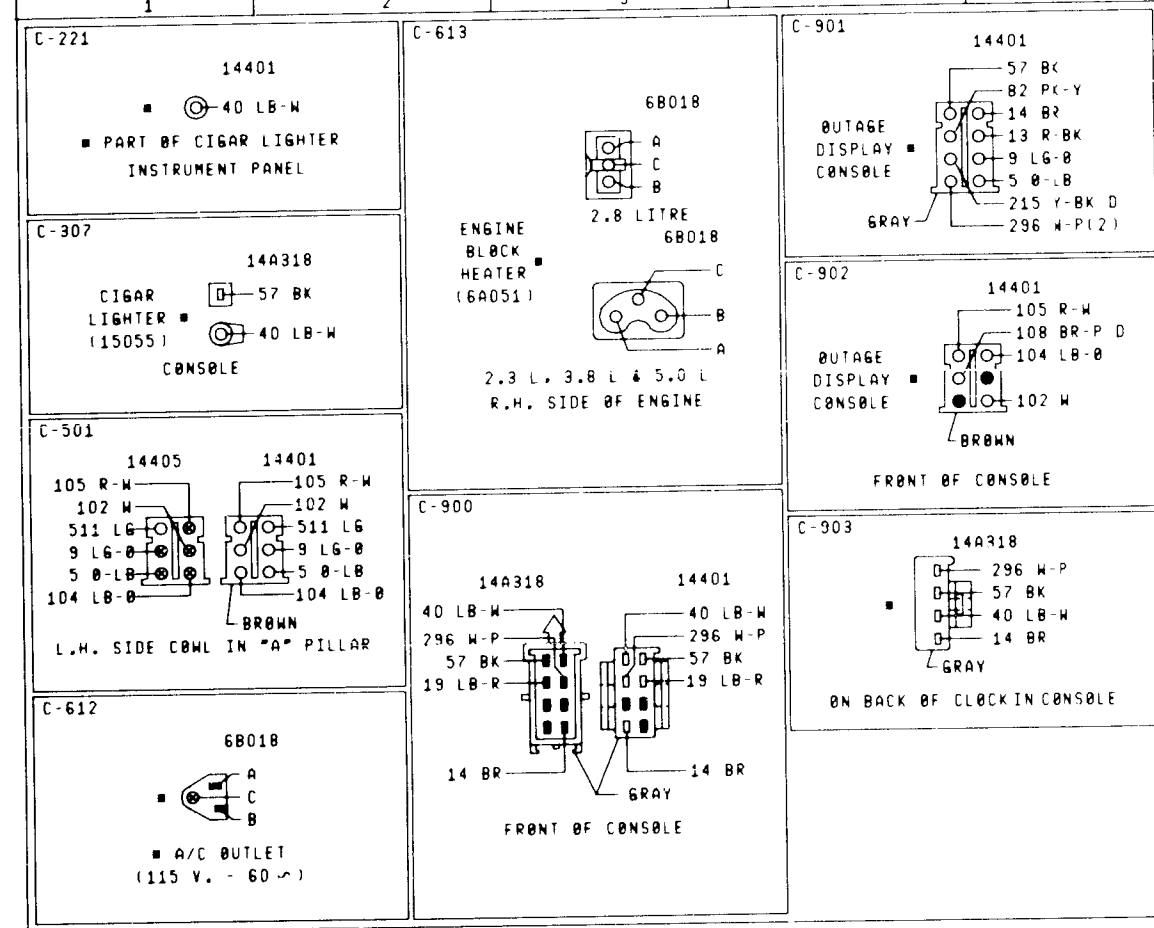
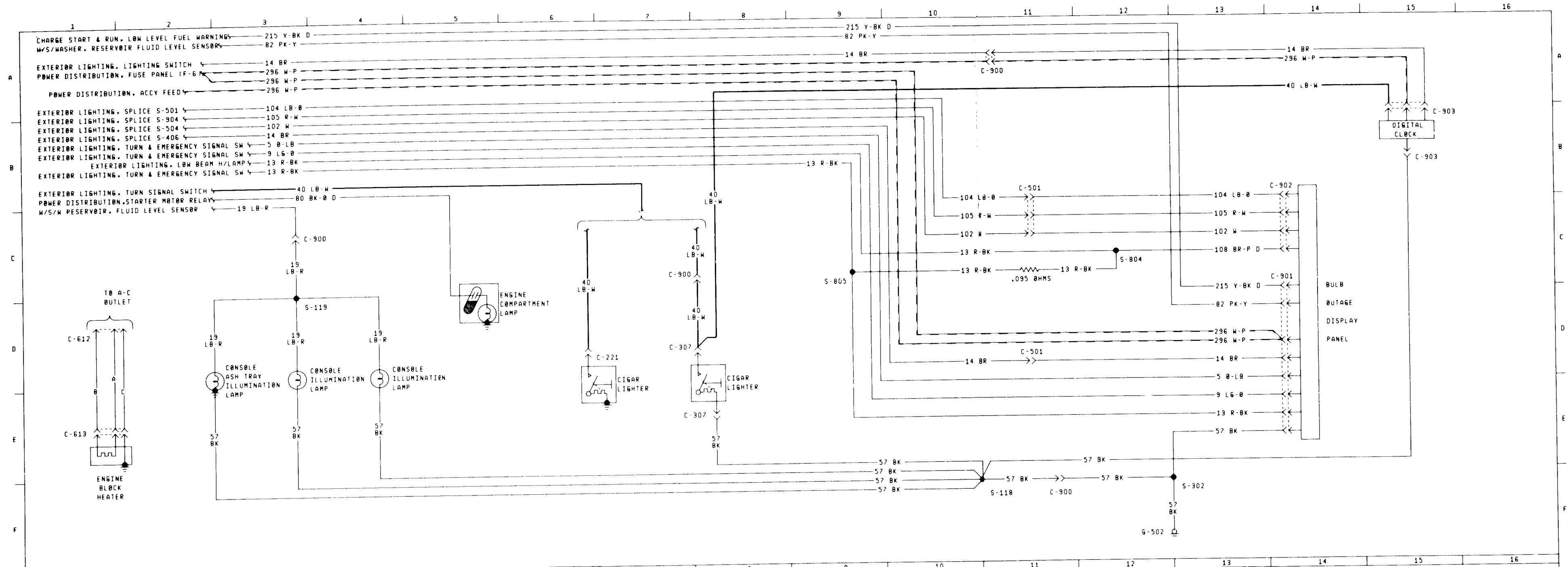
SPLICE CODES	
S-208	IN 14401 NEAR FUSE PANEL
S-209	IN 14401 NEAR FUSE PANEL
S-511	IN 14335, NEAR T/O TO DOME LAMP

ELECTRICAL SYSTEMS 1983 MUSTANG/CAPRI	
EFFECTIVE P.C.R.	PROTECTION AND CONVENIENCE
SUPERSEDES	
DATE 8-6-82	

WIRING COLOR KEY (PRIMARY COLORS)

BLACK	BK
BROWN	BR
TAN	T
RED	R
PINK	PK
ORANGE	O
YELLOW	Y
DARK GREEN	DG
LIGHT GREEN	LG
DARK BLUE	DB
LIGHT BLUE	LB
PURPLE	P
GRAY	GY
WHITE	W
HASH	(H)
DOT	(D)

The presence of a tracer on the wire is indicated by a secondary color followed by an "H" for Hash or a "D" for Dot. A stripe is understood if no letter follows.



GROUND CODES	
G-502	IN 14401 BEHIND GLOVE BOX

SPLICE CODES	
S-118	IN 14401, NEAR CLOCK
S-119	IN 14401, NEAR CLOCK
S-302	IN 14401, NEAR 1/8 TO PADIB
S-804	IN 14401, NEAR 1/8 TO SEAT BELT WARNING BUZZER
S-805	IN 14401, NEAR 1/8 TO B/U LAMP SWITCH

ELECTRICAL SYSTEMS 1983 MUSTANG/CAPRI
EFFECTIVE P.C.R. ILLUMINATION LAMPS
SUPERSEDES ENGINE COMPARTMENT LAMP
DATE 8-6-82 PROTECTION AND CONVENIENCE
BEPE ELECT INST MAN PAGE E32-900-9
SERVICE AND TRAINING MAN PAGE 9

**WIRING COLOR KEY
(PRIMARY COLORS)**

BLACK	BK
BROWN	BR
TAN	T
RED	R
PINK	PK
ORANGE	O
YELLOW	Y
DARK GREEN	DG
LIGHT GREEN	LG
DARK BLUE	DB
LIGHT BLUE	LB
PURPLE	P
GRAY	GY
WHITE	W
HASH	(H)
DOT	(D)

The presence of a tracer on the wire is indicated by a secondary color followed by an 'H' for Hash or a 'D' for Dot. A stripe is understood if no letter follows.

