


- FUSE CHART**
- F-1 BLANK
 - F-2 10 AMP FUSE: WARNING LAMPS, DUAL BRAKE, OIL PRESSURE, WATER TEMPERATURE, SEAT BELT, CARBURETOR THROTTLE EMISSION CONTROL SOLENOID.
 - F-3 BLANK
 - F-4 BLANK
 - F-5 120 AMP CIGAR LIGHTER, HORN, CLOCK IN CONSOLE
 - F-6 BLANK
 - F-7 15 AMP: COURTESY LAMPS, DOME, MAP, GLOVE BOX, LUGGAGE COMPARTMENT, CLOCK RADIO, IGNITION KEY WARNING BUZZER, HEADLAMP "ON" WARNING BUZZER.
 - F-8 120 AMP: EMERGENCY WARNING FLASHER, STOP LAMP SWITCH.
 - F-9 BLANK
 - F-10 115 AMP FUSE: RADIO
 - F-11 125 AMP FUSE: ACCY.
 - F-12 16 AMP CIRCUIT BREAKER: WINDSHIELD/WIPER & WASHER SWITCH
 - F-13 15 AMP: ILLUMINATION LAMPS, CLUSTER, CLOCK, RADIO, ASH RECEPTACLE, HEATER & A/C CONTROLS, PRNDL.
 - F-14 130 AMP: HEATER MODE SWITCH, A/C MODE SWITCH
 - F-15 120 AMP: TURN SIGNAL FLASHER, BACKUP LAMPS
 - F-16 BLANK
 - F-17 BLANK



GROUND CODES	
G-101	ON DASH BEHIND BATTERY

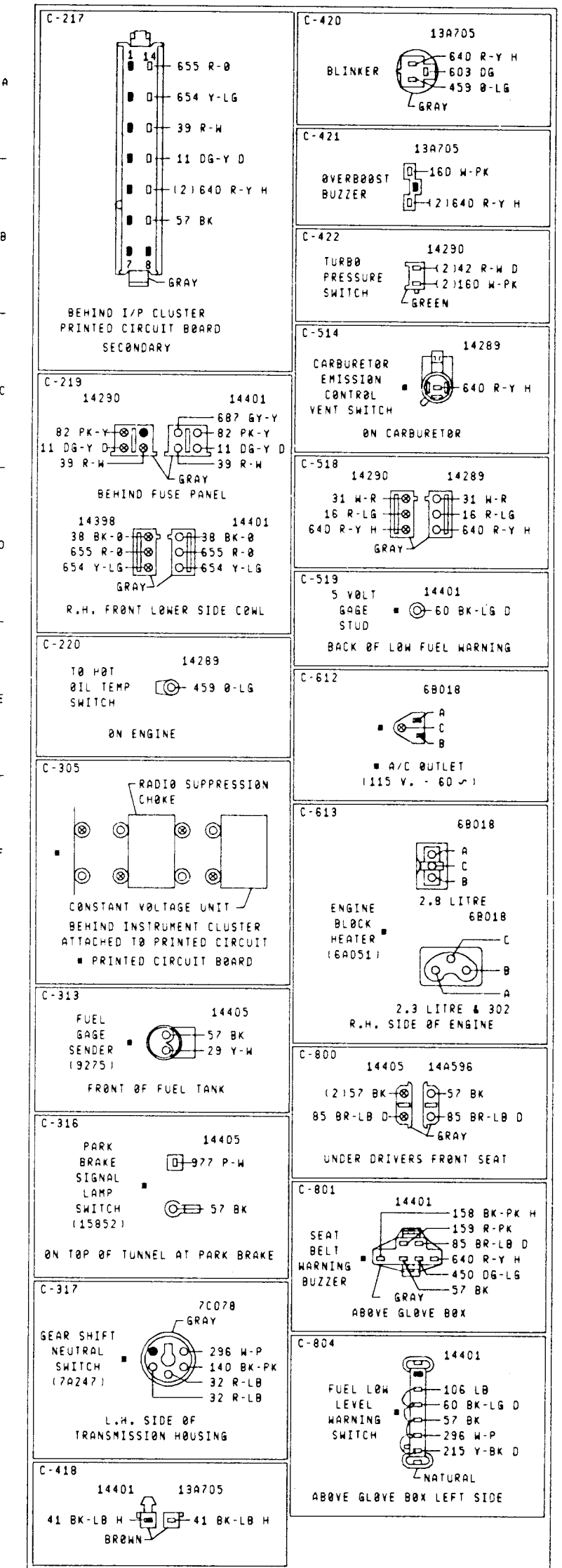
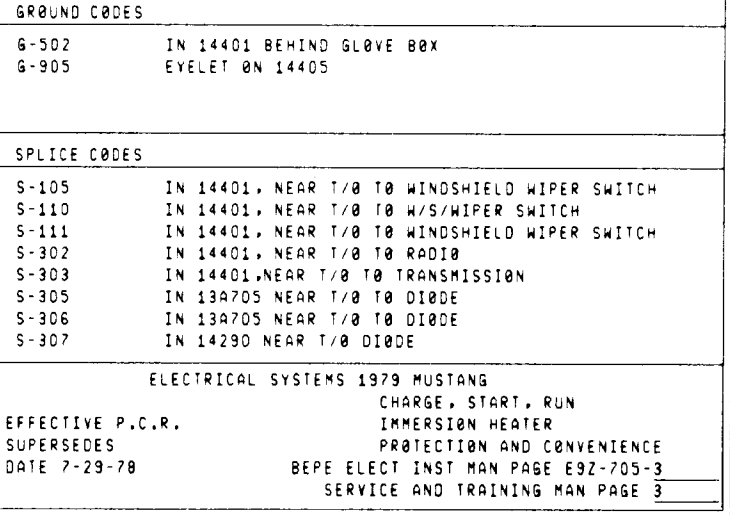
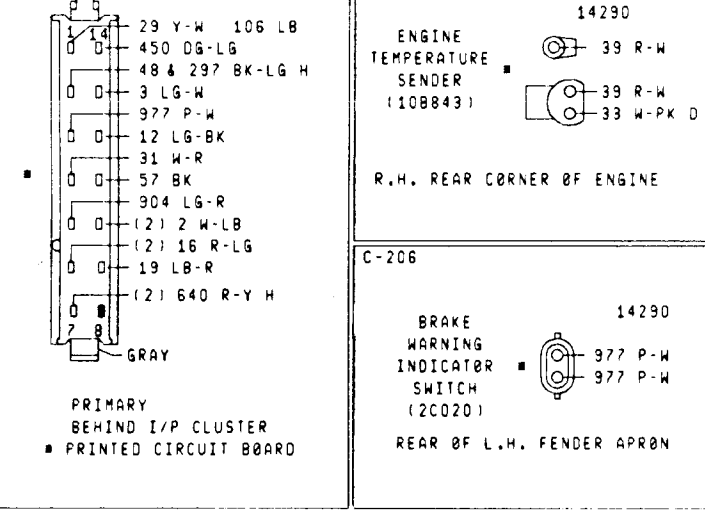
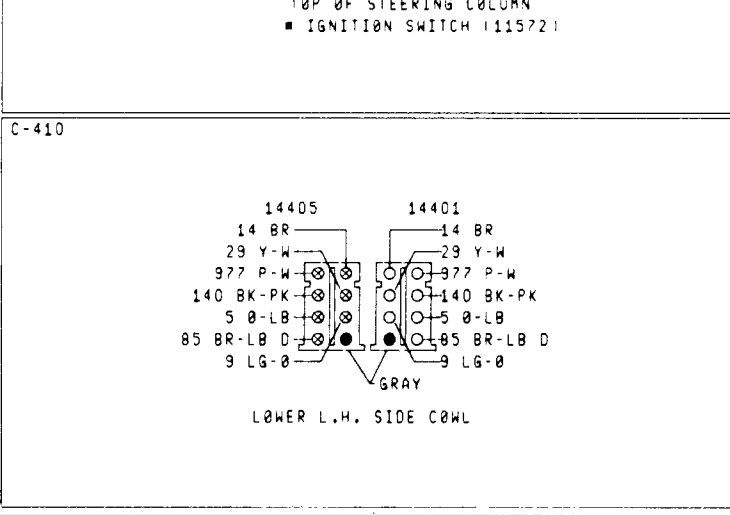
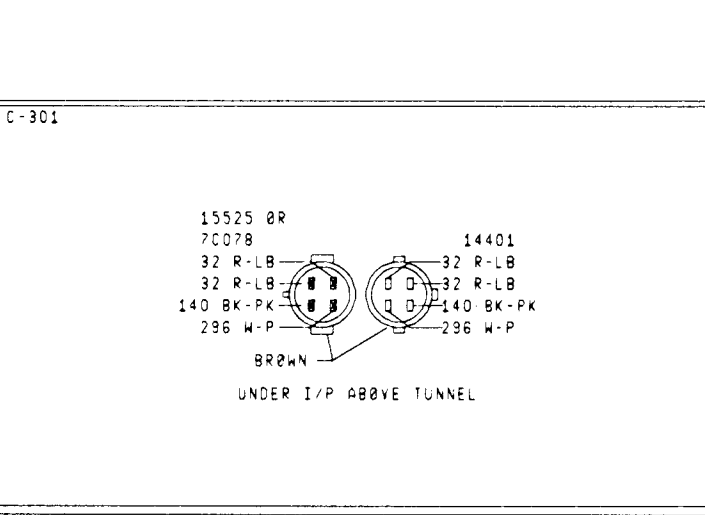
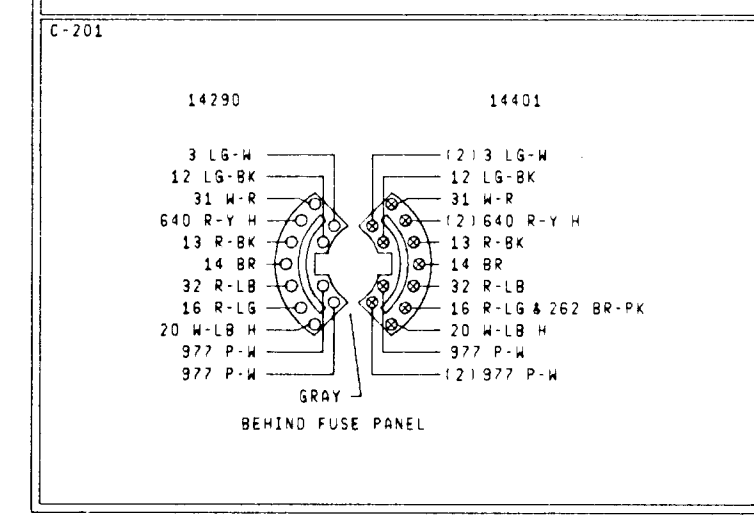
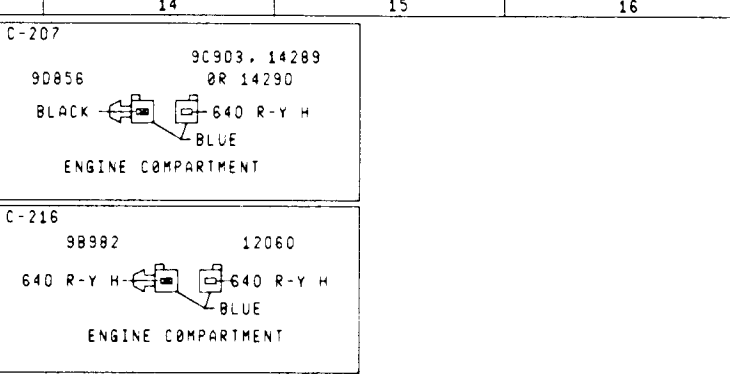
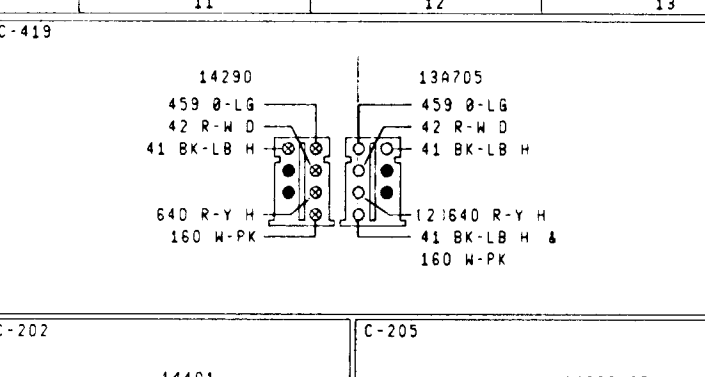
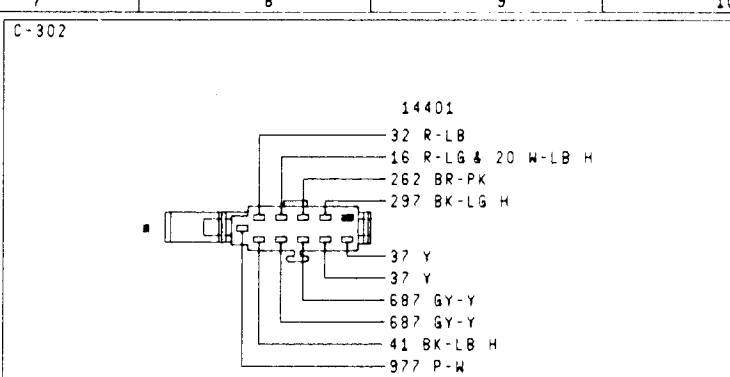
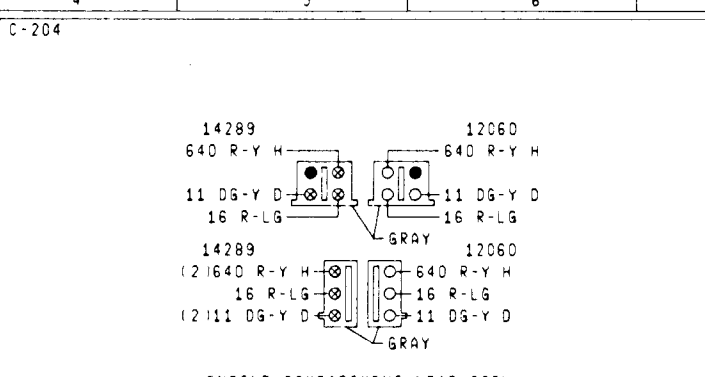
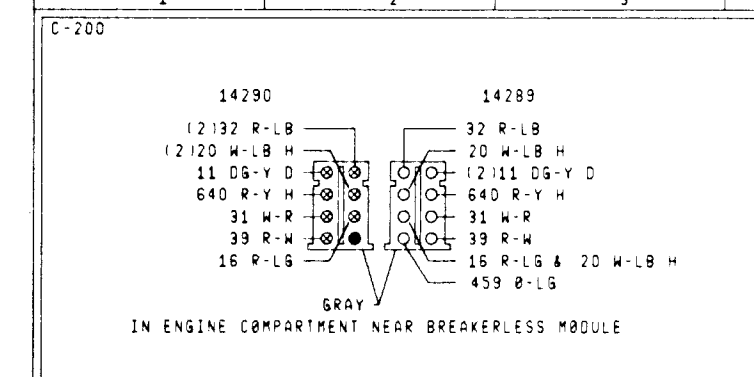
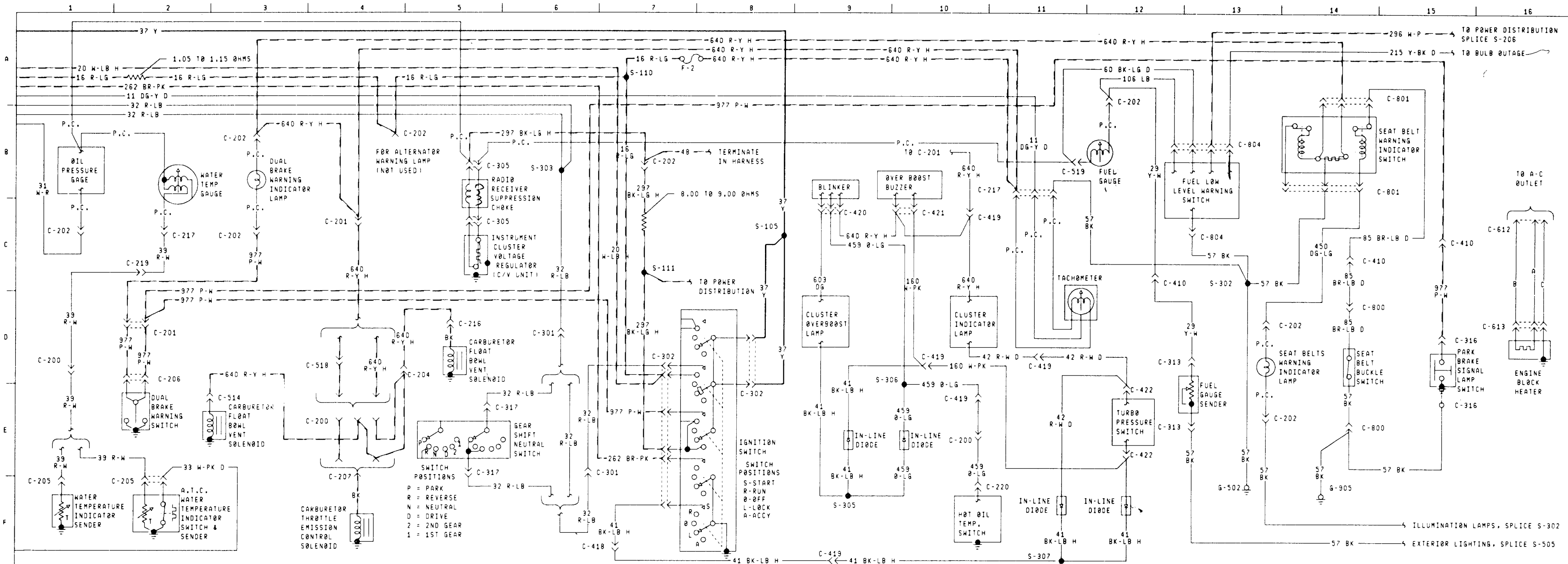
SPLICE CODES	
S-104	IN 14435, NEAR CONNECTOR TO STARTER MOTOR RELAY
S-105	IN 14401, NEAR T/O TO WINDSHIELD WIPER SWITCH
S-106	IN 14398, NEAR T/O TO ALTERNATOR REGULATOR
S-109	IN 15K702, NEAR T/O TO STARTER MOTOR RELAY
S-110	IN 14401, NEAR T/O TO W/S/WIPER SWITCH
S-111	IN 14401, NEAR T/O TO WINDSHIELD WIPER SWITCH
S-114	IN 14285, NEAR T/O TO STARTER MOTOR RELAY
S-115	IN 14398, NEAR T/O TO STARTER RELAY
S-116	IN 14398, NEAR T/O TO STARTER MOTOR RELAY
S-202	IN 14398, NEAR T/O TO STARTER MOTOR RELAY
S-206	IN 14401, NEAR T/O TO PRINTED CIRCUIT
S-301	IN 14401, NEAR T/O TO 14290

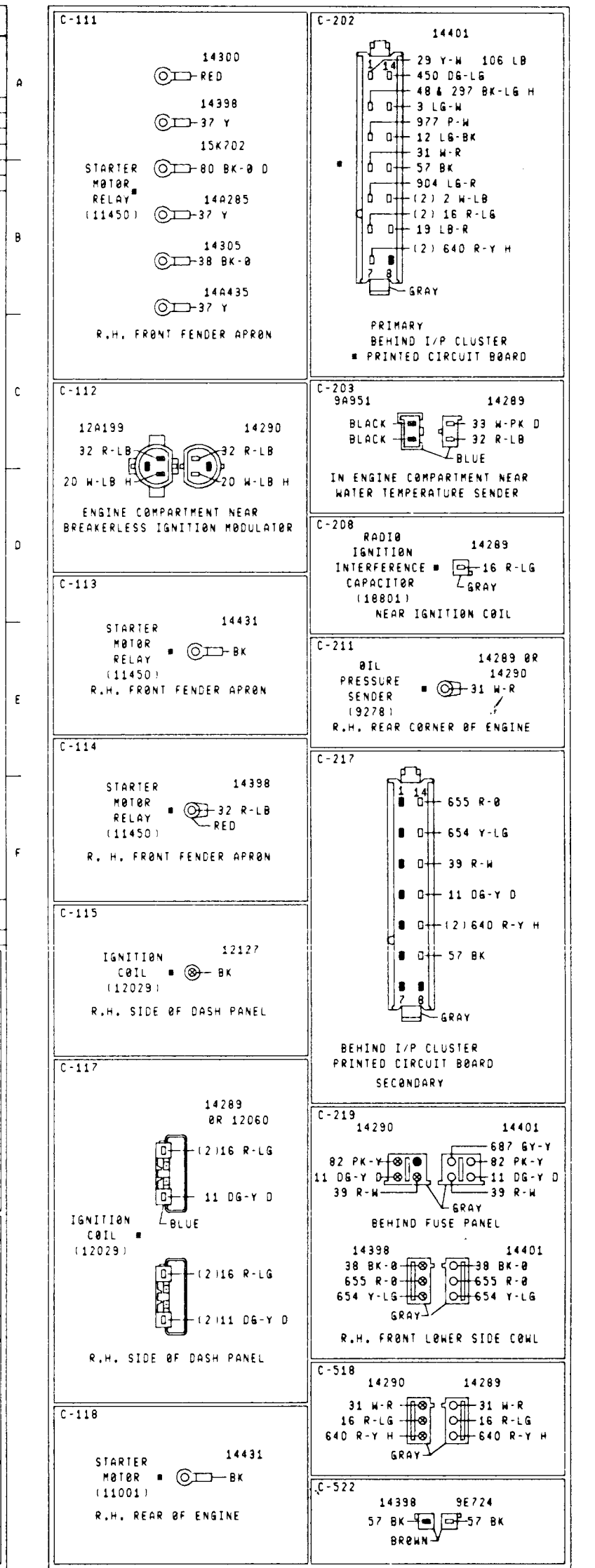
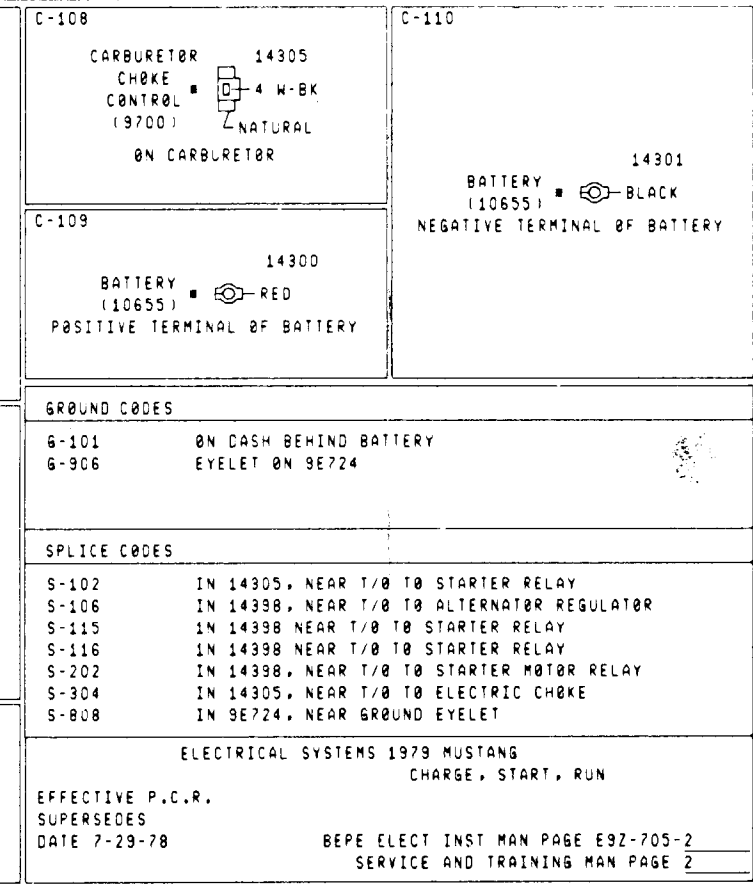
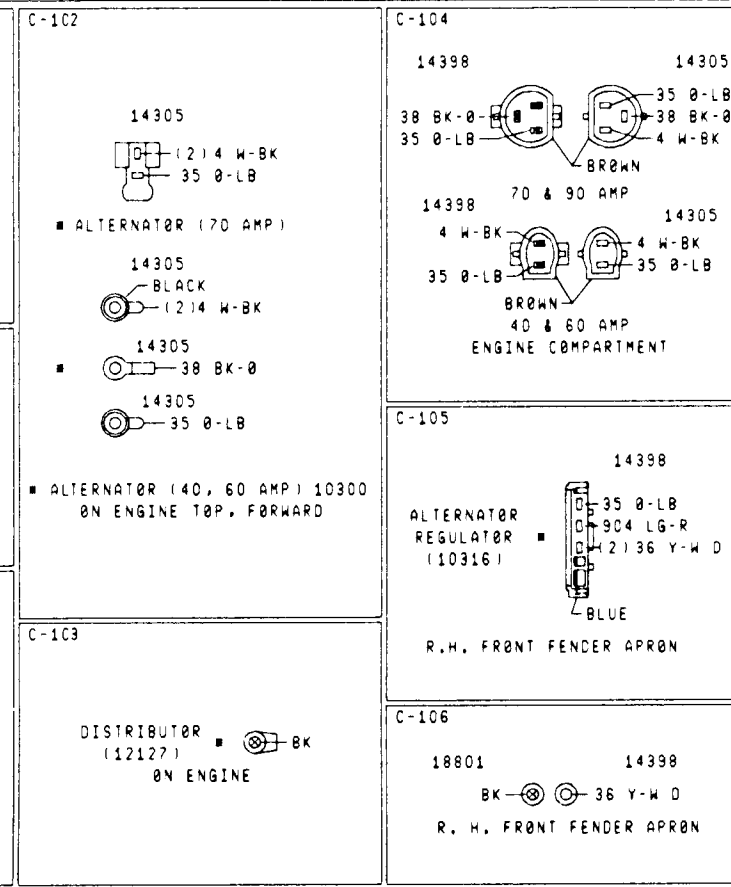
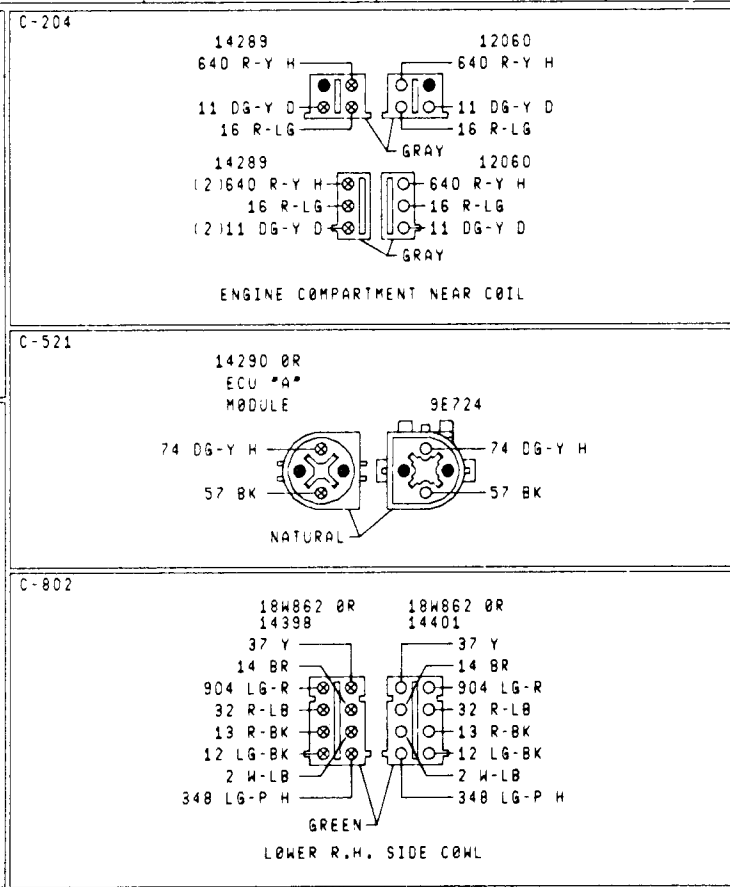
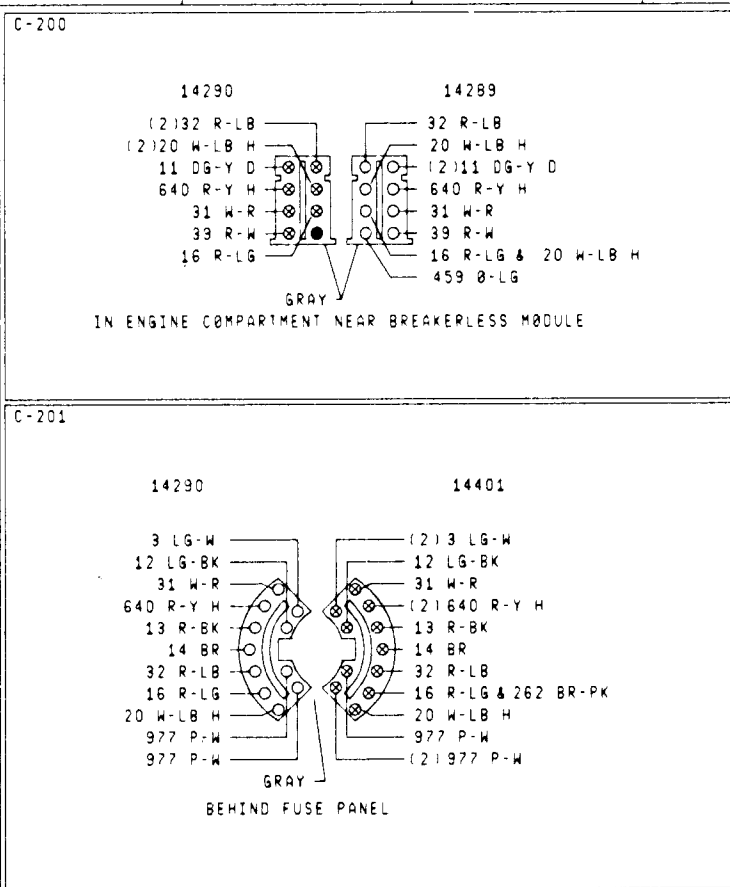
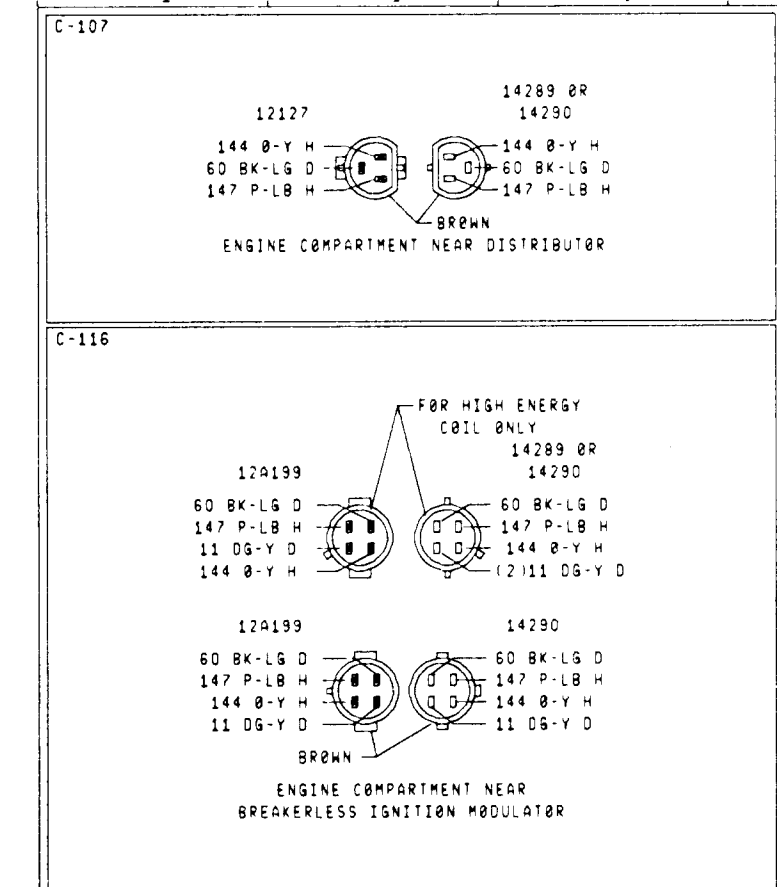
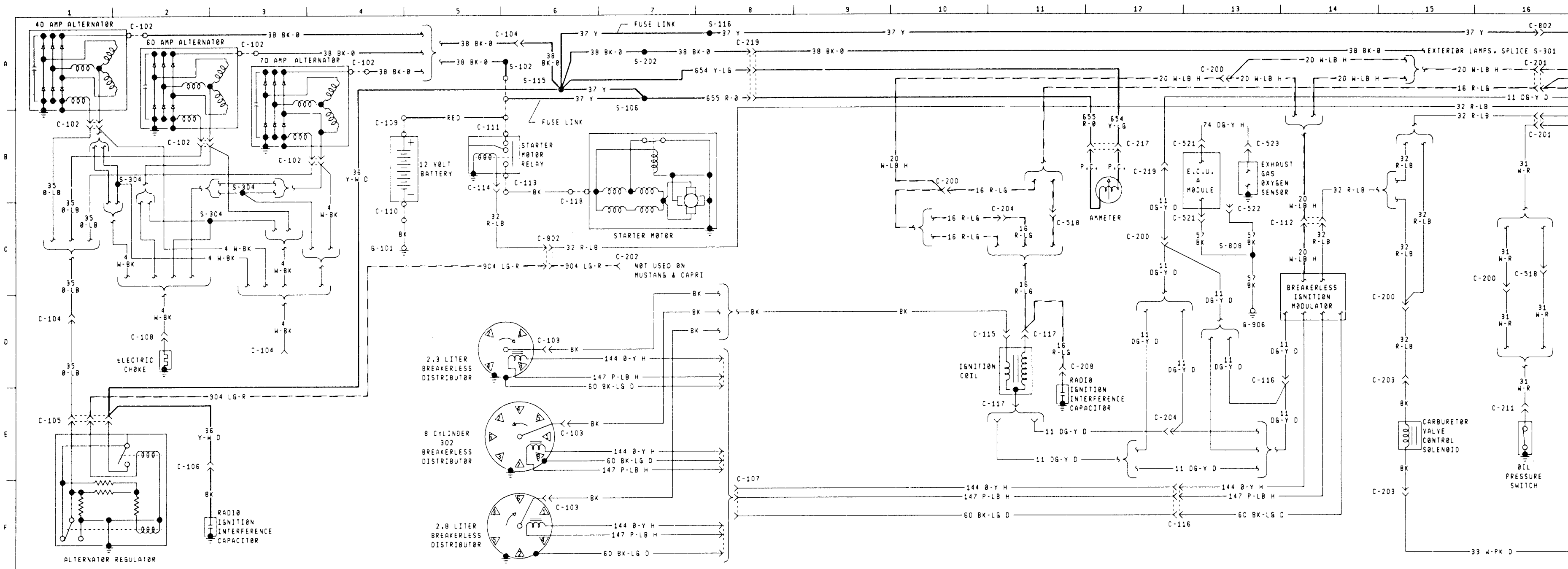
ELECTRICAL SYSTEMS 1979 MUSTANG POWER DISTRIBUTION	
EFFECTIVE P.C.R. DATE 7-29-78	SUPERSEDES SERVICE AND TRAINING MAN PAGE 1

WIRING COLOR KEY (PRIMARY COLORS)

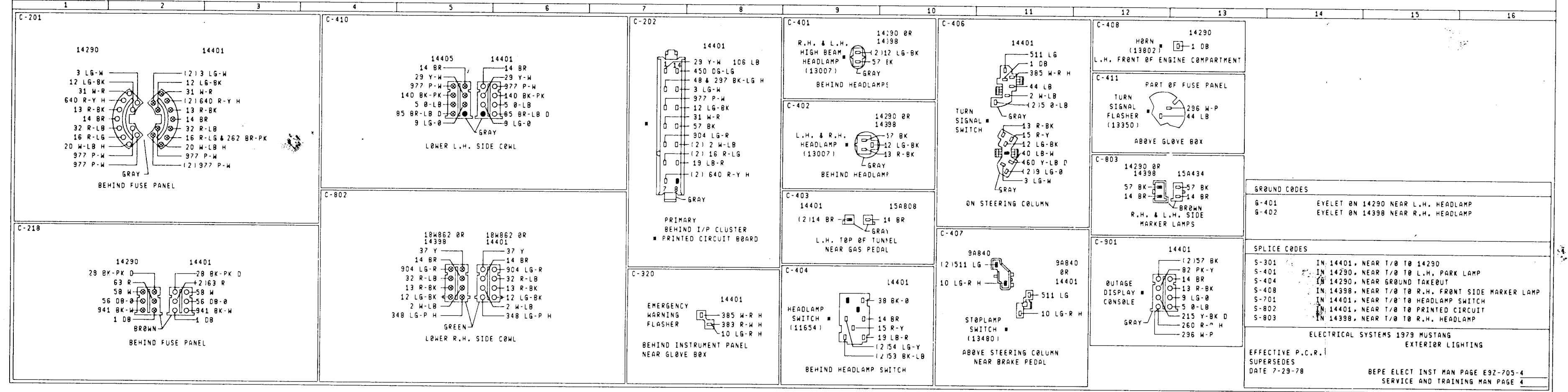
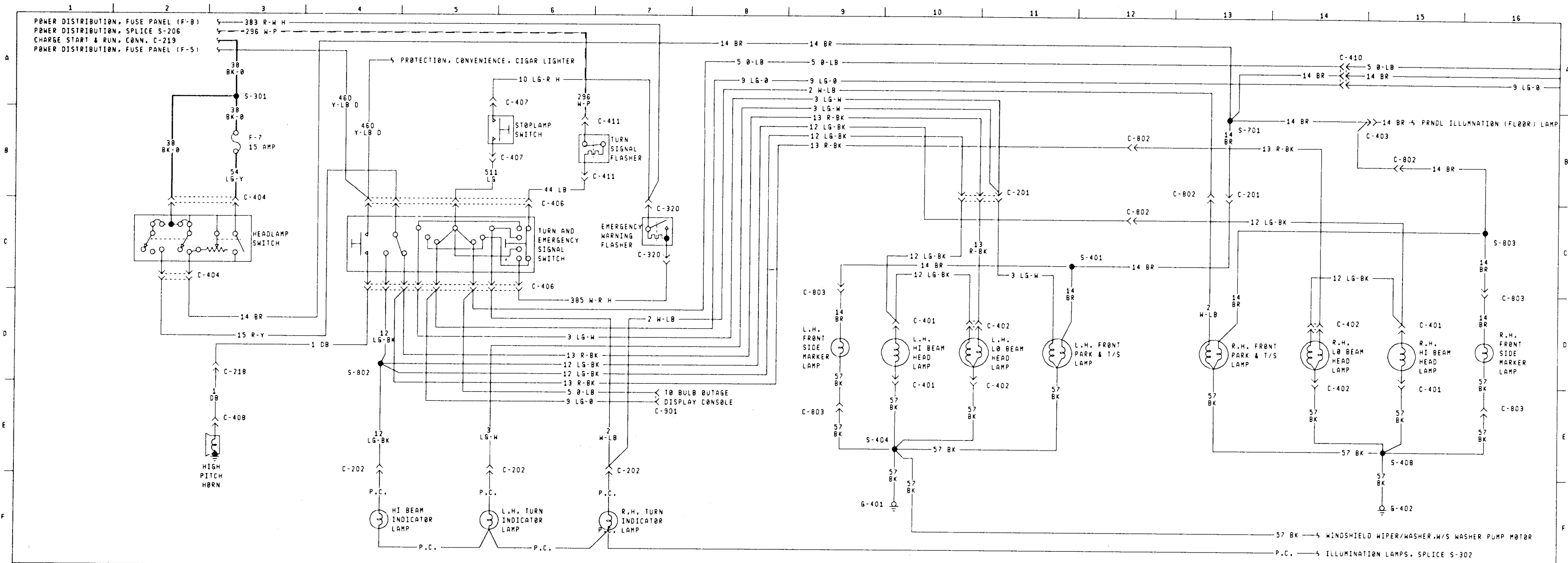
BLACK	BK
BROWN	BR
TAN	T
RED	R
PINK	PK
ORANGE	O
YELLOW	Y
DARK GREEN	DG
LIGHT GREEN	LG
DARK BLUE	DB
LIGHT BLUE	LB
PURPLE	P
GRAY	GY
WHITE	W
HASH	(H)
DOT	(D)

STRIPES IS UNDERSTOOD AND HAS NO COLOR KEY





ELECTRICAL SYSTEMS 1979 MUSTANG
 CHARGE, START, RUN
 EFFECTIVE P.C.R.
 SUPERSEDES
 DATE 7-29-78
 BEPE ELECT INST TRAIN PAGE E92-705-2
 SERVICE AND TRAINING MAN PAGE 2



- WIRING COLOR KEY
(PRIMARY COLORS)**
- BLACK BK
 - BROWN BR
 - TAN T
 - RED R
 - PINK PK
 - ORANGE O
 - YELLOW Y
 - DARK GREEN DG
 - LIGHT GREEN LG
 - DARK BLUE DB
 - LIGHT BLUE LB
 - PURPLE P
 - GRAY GY
 - WHITE W
 - HASH (H)
 - DOT (D)
- STRIPE IS UNDERSTOOD AND HAS NO COLOR KEY

GROUND CODES

- G-401 EYELET ON 14290 NEAR L.H. HEADLAMP
- G-402 EYELET ON 14398 NEAR R.H. HEADLAMP

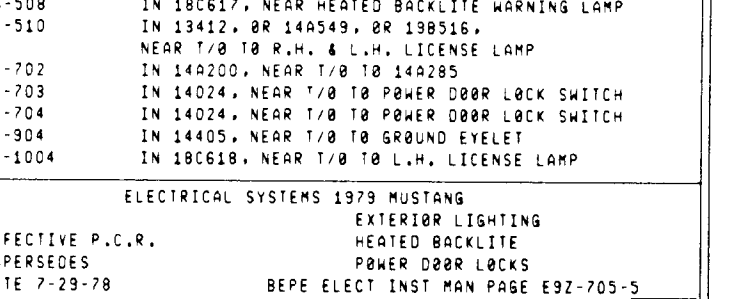
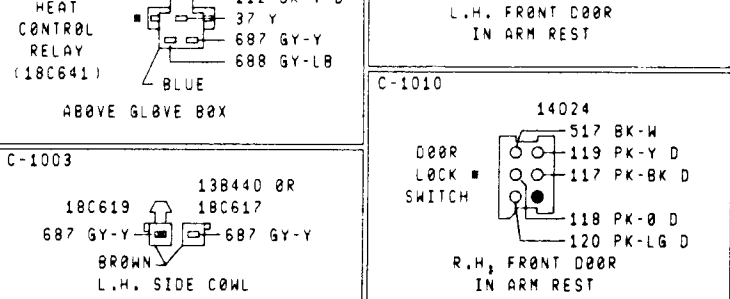
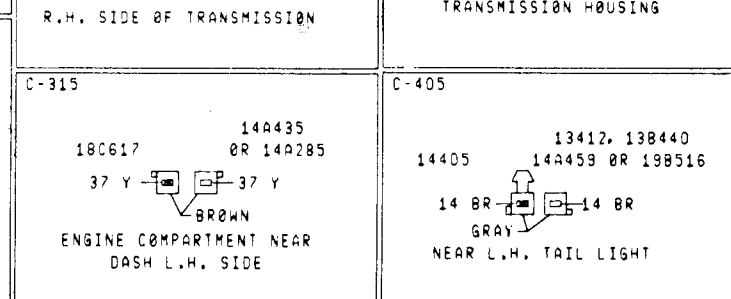
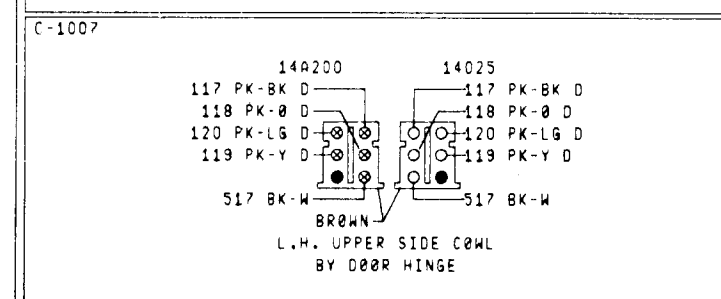
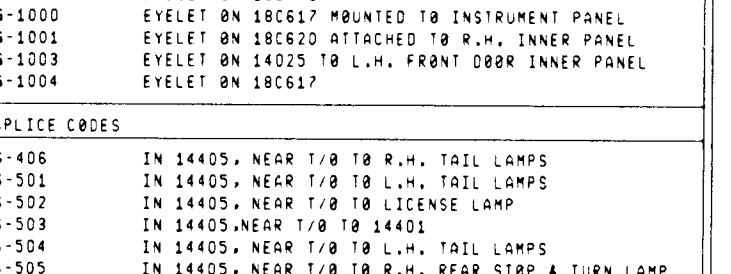
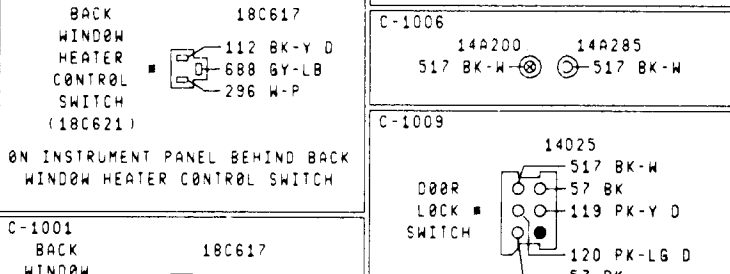
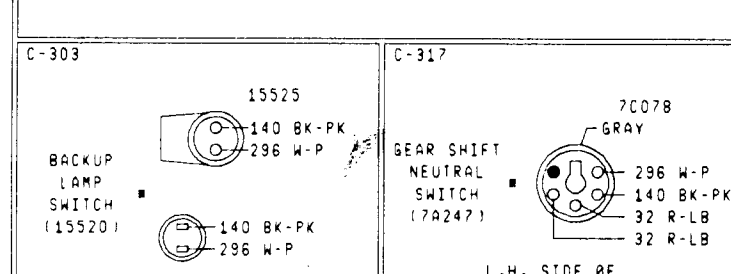
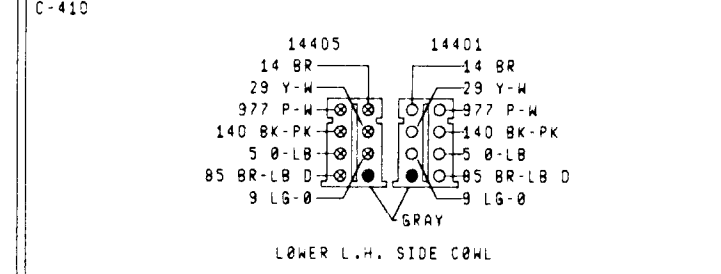
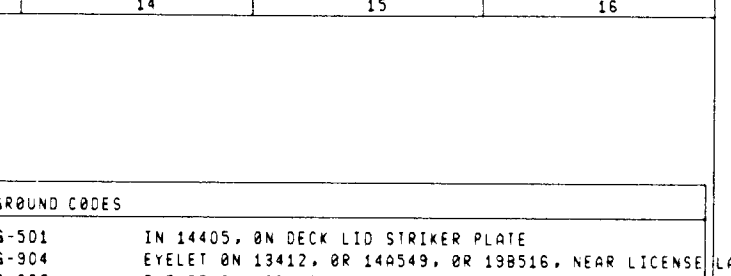
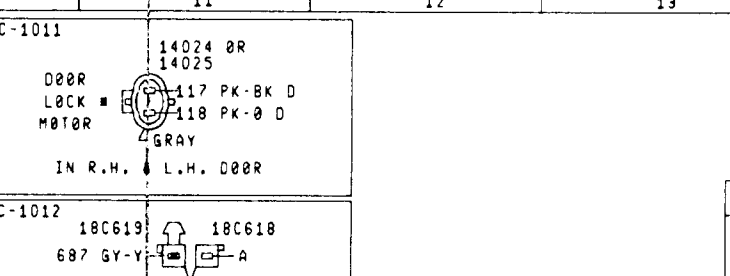
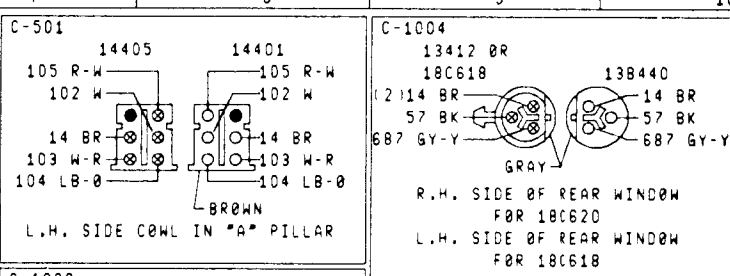
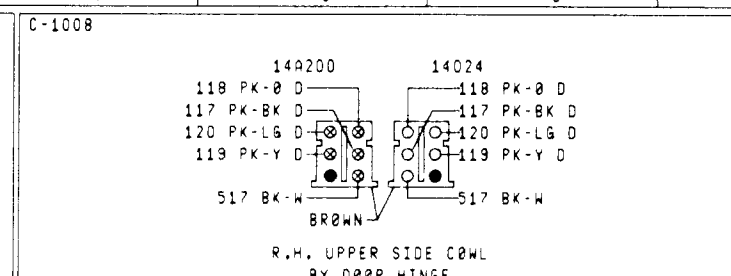
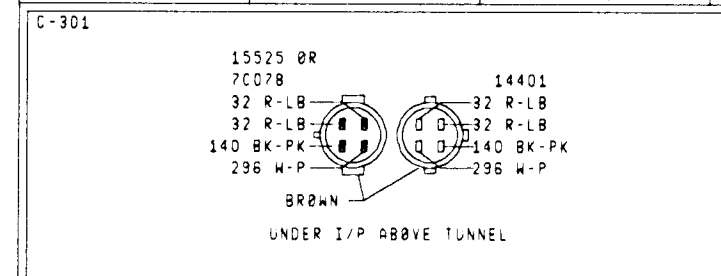
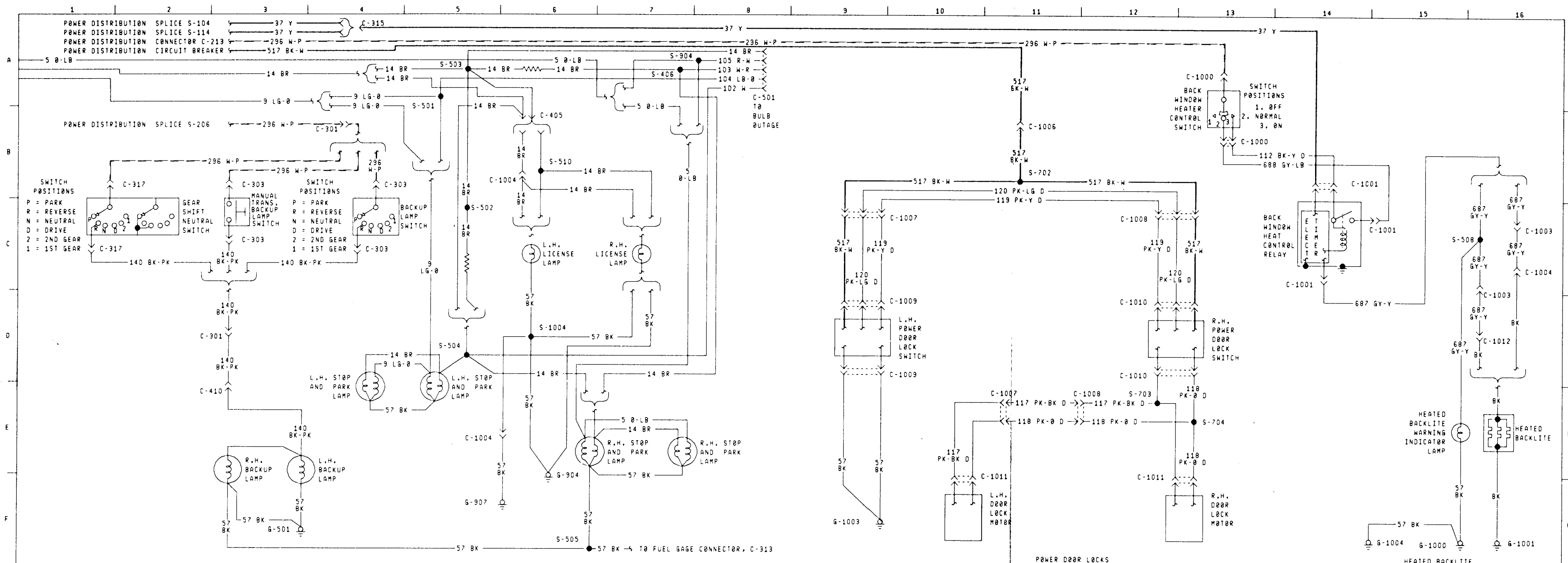
SPLICE CODES

- S-301 IN 14401, NEAR T/O TO 14290
- S-401 IN 14290, NEAR T/O TO L.H. PARK LAMP
- S-404 IN 14290, NEAR GROUND TAKEOUT
- S-408 IN 14398, NEAR T/O TO R.H. FRONT SIDE MARKER LAMP
- S-701 IN 14401, NEAR T/O TO HEADLAMP SWITCH
- S-802 IN 14401, NEAR T/O TO PRINTED CIRCUIT BOARD
- S-803 IN 14398, NEAR T/O TO R.H. HEADLAMP

ELECTRICAL SYSTEMS 1979 MUSTANG EXTERIOR LIGHTING

EFFECTIVE P.C.R.1
SUPERSEDES
DATE 7-29-78

BEPE ELECT INST MAN PAGE E3Z-705-4
SERVICE AND TRAINING MAN PAGE 4

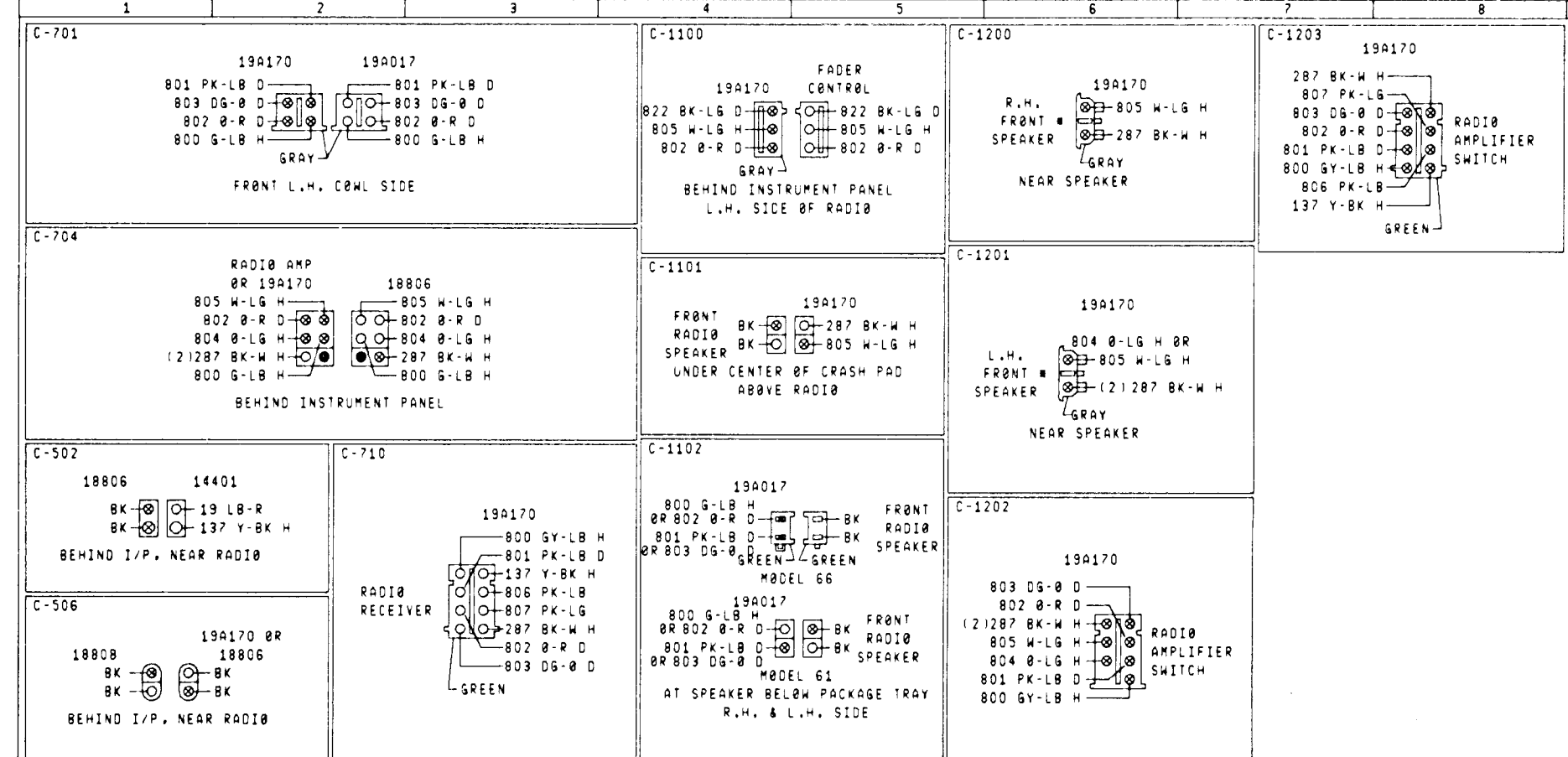
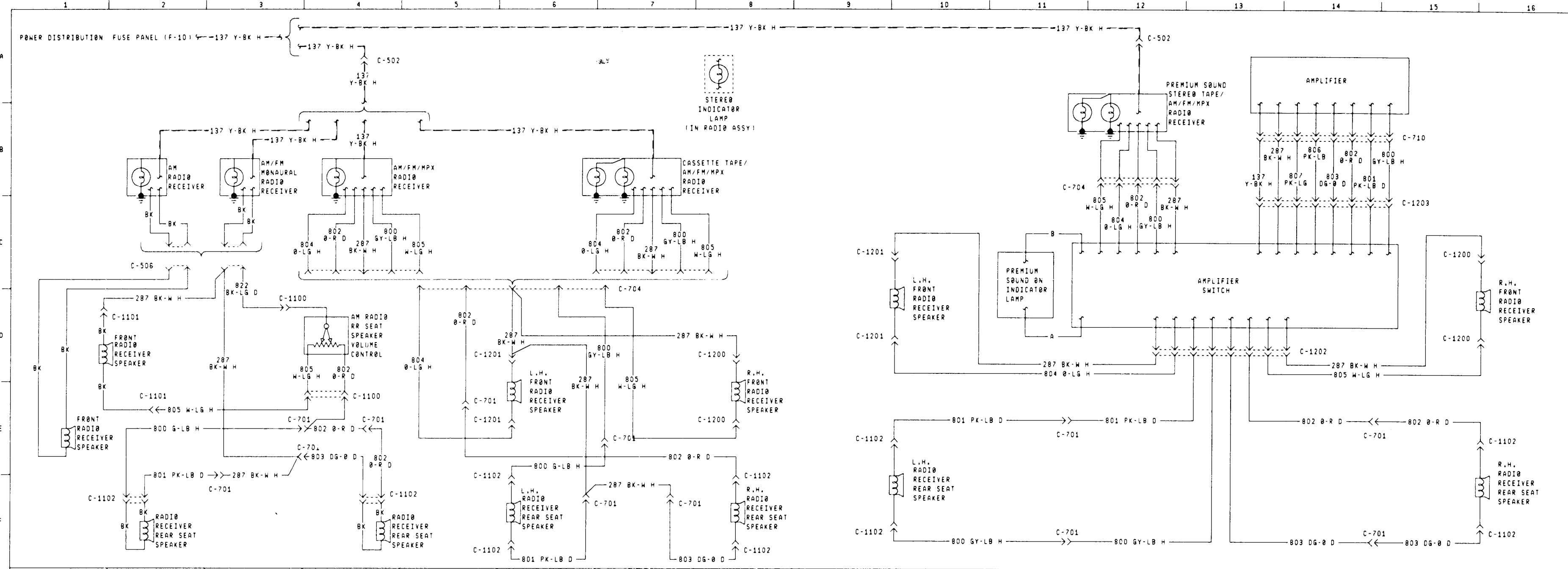


GROUND CODES	
G-501	IN 14405, ON DECK LID STRIKER PLATE
G-904	EYELET ON 13412, OR 14A549, OR 19B516, NEAR LICENSE LAMPS
G-907	EYELET ON 138440
G-1000	EYELET ON 18C617 MOUNTED TO INSTRUMENT PANEL
G-1001	EYELET ON 18C620 ATTACHED TO R.H. INNER PANEL
G-1003	EYELET ON 14025 TO L.H. FRONT DOOR INNER PANEL
G-1004	EYELET ON 18C617

SPlice CODES	
S-406	IN 14405, NEAR T/O TO R.H. TAIL LAMPS
S-501	IN 14405, NEAR T/O TO L.H. TAIL LAMPS
S-502	IN 14405, NEAR T/O TO LICENSE LAMP
S-503	IN 14405, NEAR T/O TO 14401
S-504	IN 14405, NEAR T/O TO L.H. TAIL LAMPS
S-505	IN 14405, NEAR T/O TO R.H. REAR STOP & TURN LAMP
S-508	IN 18C617, NEAR HEATED BACKLITE WARNING LAMP
S-510	IN 13412, OR 14A549, OR 19B516, NEAR T/O TO R.H. & L.H. LICENSE LAMP
S-702	IN 14A200, NEAR T/O TO 14A285
S-703	IN 14024, NEAR T/O TO POWER DOOR LOCK SWITCH
S-704	IN 14024, NEAR T/O TO POWER DOOR LOCK SWITCH
S-904	IN 14405, NEAR T/O TO GROUND EYELET
S-1004	IN 18C618, NEAR T/O TO L.H. LICENSE LAMP

ELECTRICAL SYSTEMS 1979 MUSTANG
 EFFECTIVE P.C.R. EXTERIOR LIGHTING
 SUPERSEDES HEATED BACKLITE
 DATE 7-29-78 BEPE ELECT INST MAN PAGE E9Z-705-5
 SERVICE AND TRAINING MAN PAGE 5

WIRING COLOR KEY (PRIMARY COLORS)	
BLACK	BK
BROWN	BR
TAN	T
RED	R
PINK	PK
ORANGE	O
YELLOW	Y
DARK GREEN	DG
LIGHT GREEN	LG
DARK BLUE	DB
LIGHT BLUE	LB
PURPLE	P
GRAY	GY
WHITE	W
HASH	(H)
DOT	(D)
STRIPE IS UNDERSTOOD AND HAS NO COLOR KEY	



- WIRING COLOR KEY
(PRIMARY COLORS)**
- BLACK BK
 - BROWN BR
 - TAN T
 - RED R
 - PINK PK
 - ORANGE O
 - YELLOW Y
 - DARK GREEN DG
 - LIGHT GREEN LG
 - DARK BLUE DB
 - LIGHT BLUE LB
 - PURPLE P
 - GRAY GY
 - WHITE W
 - HASH (H)
 - DOT (D)
- STRIPE IS UNDERSTOOD AND HAS NO COLOR KEY

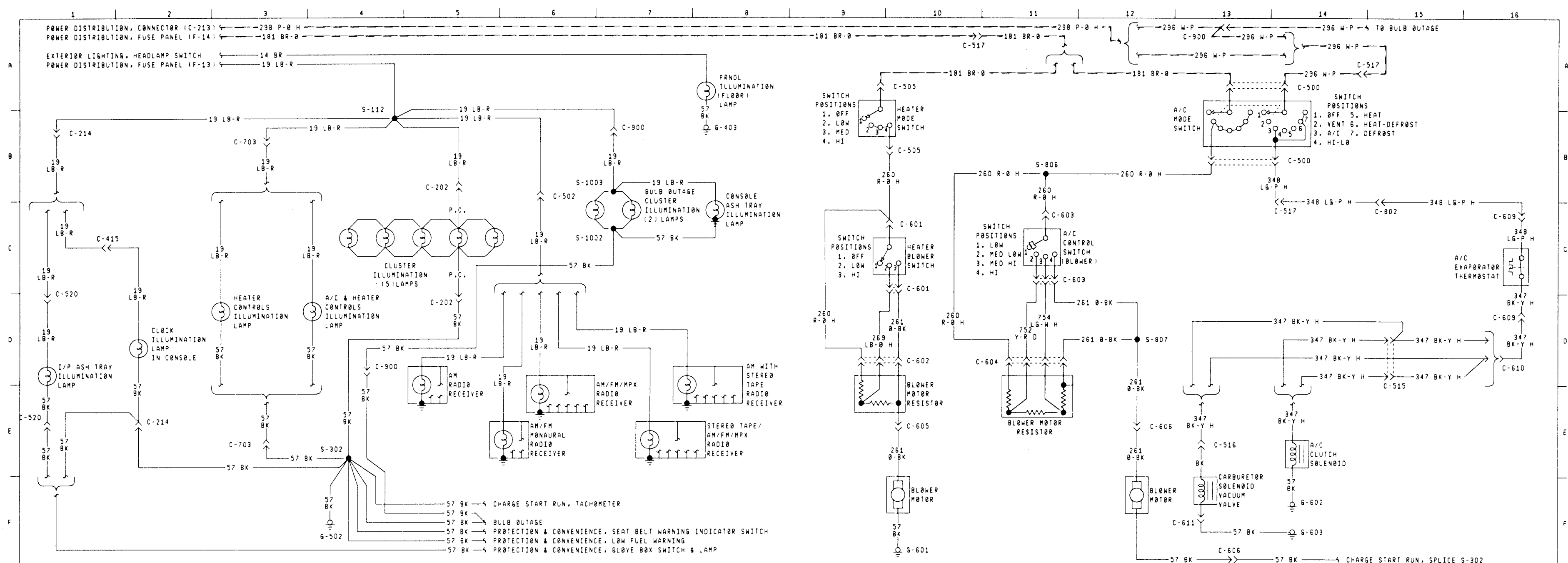
GROUND CODES

SPLICE CODES

**ELECTRICAL SYSTEMS 1979 MUSTANG
RADIO**

EFFECTIVE P.C.R.
SUPERSEDES
DATE 7-29-78

BEPE ELECT INST MAN PAGE E32-705-6
SERVICE AND TRAINING MAN PAGE 6



<p>C-214</p> <p>14401 138712 BR 15A006</p> <p>57 BK (2) 53 BK-LB (2) 54 LG-Y (2) 154 LG-Y 19 LB-R</p> <p>GRAY</p> <p>LEFT OF HEADLAMP SWITCH</p>	<p>C-202</p> <p>14401</p> <p>29 Y-W 106 LB 450 DG-LG 48 & 297 BK-LG H 3 LG-H 977 P-W 12 LG-BK 31 W-R 57 BK 304 LG-R (2) 2 W-LB (2) 16 R-LG 19 LB-R (2) 640 R-Y H</p> <p>GRAY</p> <p>PRIMARY BEHIND I/P CLUSTER</p> <p>PRINTED CIRCUIT BOARD</p>	<p>C-500</p> <p>14401</p> <p>A/C MODE SWITCH (198919)</p> <p>260 R-0 H 181 BR-0 348 LG-P H 296 W-P</p> <p>NATURAL</p> <p>BEHIND INSTRUMENT PANEL ON A/C SWITCH</p>	<p>C-517</p> <p>14401 19949 A/C 296 W-P 181 BR-0 348 LG-P H 181 BR-0 298 P-0 H 348 LG-P H 181 BR-0</p> <p>GRAY</p> <p>HEATER</p> <p>181 BR-0</p>	<p>C-603</p> <p>19949</p> <p>A/C CONTROL SWITCH (19A642)</p> <p>752 Y-R D 261 0-BK 260 R-0 H 754 LG-W H</p> <p>GREEN</p> <p>BEHIND A/C BLOWER SWITCH</p>	<p>C-609</p> <p>14398 19618</p> <p>347 BK-Y H 347 BK-Y H 348 LG-P H 348 LG-P H</p> <p>GREEN</p> <p>AT LEFT, TOP OF A/C PLENUM</p>
<p>C-802</p> <p>18W862 BR 18W862 BR 14398 14401</p> <p>37 Y 37 Y 14 BR 14 BR 904 LG-R 304 LG-R 32 R-LB 32 R-LB 13 R-BK 13 R-BK 12 LG-BK 12 LG-BK 2 W-LB 2 W-LB 348 LG-P H 348 LG-P H</p> <p>GREEN</p> <p>LOWER R.H. SIDE COWL</p>	<p>C-415</p> <p>15A006 138712 57 BK 57 BK 53 BK-LB 53 BK-LB 54 LG-Y 42 154 LG-Y 19 LB-R 19 LB-R</p> <p>GRAY</p> <p>LEFT OF HEADLAMP SWITCH</p>	<p>C-502</p> <p>18806 14401</p> <p>BK 19 LB-R BK 137 Y-BK H</p> <p>BEHIND I/P, NEAR RADIO</p>	<p>C-520</p> <p>138712 19 LB-R 19 LB-R 57 BK 57 BK</p> <p>GRAY</p> <p>BEHIND ASHTRAY</p>	<p>C-604</p> <p>19949</p> <p>A/C BLOWER MOTOR RESISTOR (19A706)</p> <p>752 Y-R D 260 R-0 H 754 LG-W H</p> <p>BEHIND I/P ON A/C PLENUM BELOW GLOVE BOX</p>	<p>C-610</p> <p>19087 14398</p> <p>(2) 347 BK-Y H 347 BK-Y H</p> <p>BROWN</p> <p>IN ENGINE COMPARTMENT NEAR COMPRESSOR</p>
<p>C-900</p> <p>14A318 14401</p> <p>19 LB-R 19 LB-R 298 P-0 H 12 298 P-0 H 12 140 LB-W 40 LB-W 57 BK 57 BK</p> <p>GRAY</p> <p>FRONT OF CONSOLE</p>	<p>C-515</p> <p>190629 190887</p> <p>BK 347 BK-Y H</p> <p>L.H. SIDE A/C CLUTCH</p>	<p>C-505</p> <p>HEATER CONTROL SWITCH</p> <p>260 R-0 H 181 BR-0</p> <p>BEHIND INSTRUMENT PANEL ON HEATER CONTROL SWITCH</p>	<p>C-601</p> <p>188574</p> <p>HEATER BLOWER SWITCH</p> <p>261 0-BK 21260 R-0 H 269 LB-0 H (18578)</p> <p>BEHIND INSTRUMENT PANEL ON HEATER SWITCH</p>	<p>C-605</p> <p>18527</p> <p>BLOWER MOTOR RESISTOR (19A706)</p> <p>261 0-BK 261 0-BK</p> <p>BEHIND I/P ON HEATER PLENUM BELOW GLOVE BOX</p>	<p>C-611</p> <p>9P664</p> <p>SOLENOID VALVE</p> <p>57 BK</p> <p>IN ENGINE COMPARTMENT NEAR COMPRESSOR</p>
<p>C-214</p> <p>14A318 14401</p> <p>19 LB-R 19 LB-R 298 P-0 H 12 298 P-0 H 12 140 LB-W 40 LB-W 57 BK 57 BK</p> <p>GRAY</p> <p>FRONT OF CONSOLE</p>	<p>C-516</p> <p>9D856 190887</p> <p>BK 347 BK-Y H</p> <p>BLUE</p> <p>ON ENGINE NEAR CARBURETOR</p>	<p>C-602</p> <p>188574</p> <p>HEATER BLOWER RESISTOR (19A706)</p> <p>261 0-BK 269 LB-0 H 260 R-0 H</p> <p>BEHIND I/P, ON HEATER PLENUM BELOW GLOVE BOX</p>	<p>C-606</p> <p>19949</p> <p>BLOWER MOTOR</p> <p>261 0-BK 261 0-BK</p> <p>BROWN</p> <p>BEHIND I/P ON A/C PLENUM NEAR GLOVE BOX</p>	<p>C-609</p> <p>14398 19618</p> <p>347 BK-Y H 347 BK-Y H 348 LG-P H 348 LG-P H</p> <p>GREEN</p> <p>AT LEFT, TOP OF A/C PLENUM</p>	<p>C-610</p> <p>19087 14398</p> <p>(2) 347 BK-Y H 347 BK-Y H</p> <p>BROWN</p> <p>IN ENGINE COMPARTMENT NEAR COMPRESSOR</p>

WIRING COLOR KEY (PRIMARY COLORS)

BLACK	BK
BROWN	BR
TAN	T
RED	R
PINK	PK
ORANGE	O
YELLOW	Y
DARK GREEN	DG
LIGHT GREEN	LG
DARK BLUE	DB
LIGHT BLUE	LB
PURPLE	P
GRAY	GY
WHITE	W
HASH	(H)
DOT	(D)

STRIPE IS UNDERSTOOD AND HAS NO COLOR KEY

GROUND CODES

G-403	EYELET ON 15A808 NEAR TRANSMISSION INDICATOR LAMP
G-502	IN 14401 BEHIND GLOVE BOX
G-601	PART OF HEATER MOTOR ASSEMBLY, LOCATED IN ENGINE COMPARTMENT ON R.H. SIDE OF DASH PANEL
G-602	PART OF A/C CLUTCH, LOCATED ON COMPRESSOR
G-603	UNDER MOUNTING BOLT OF SOLENOID VALVE

SPLICE CODES

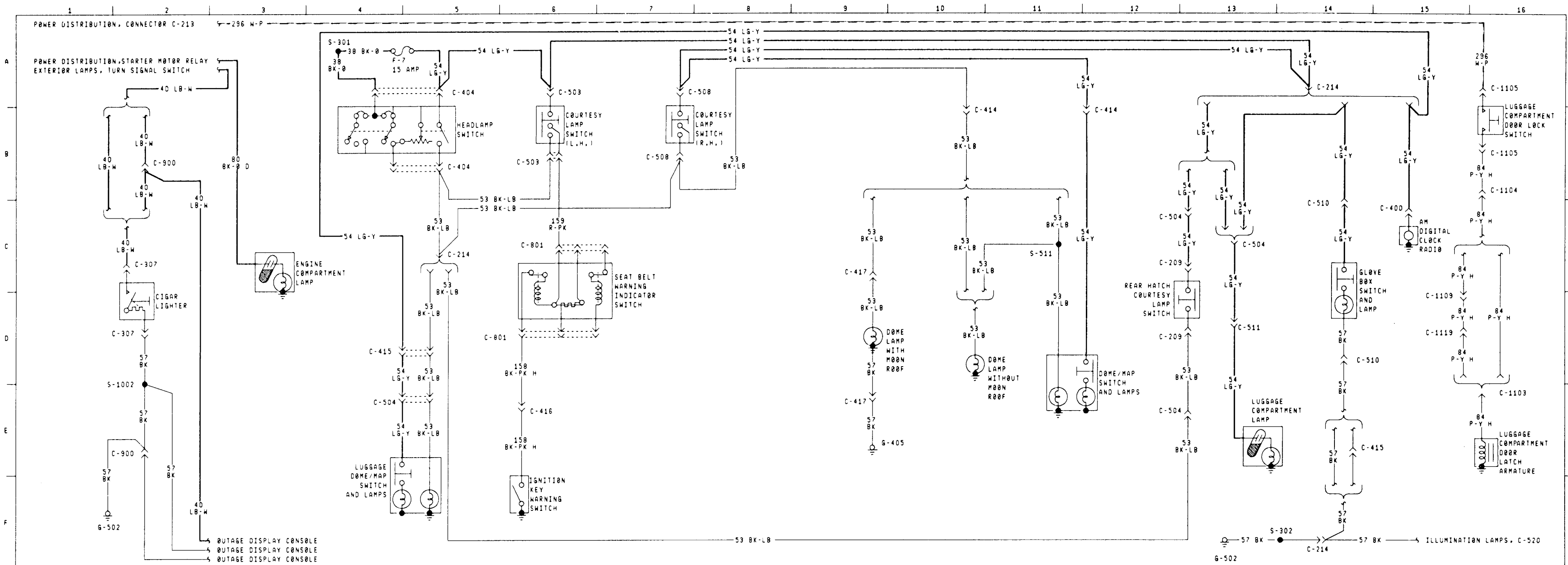
S-112	IN 14401, NEAR T/O TO RADIO
S-302	IN 14401, NEAR T/O TO RADIO
S-806	MODE SWITCH
S-807	IN 19949, NEAR T/O TO A/C BLOWER RESISTOR
S-1002	IN 14A318, NEAR T/O TO 14401
S-1003	IN 14A318, NEAR T/O TO CIGAR LIGHTER

ELECTRICAL SYSTEMS 1979 MUSTANG II-CAPRI II

ILLUMINATION LAMPS
AIRC ONDITIONER AND/OR HEATER

EFFECTIVE P.C.R. SUPERSEDES DATE 7-29-78

BEPE ELECT INST MAN PAGE E92-705-7 SERVICE AND TRAINING MAN PAGE 7



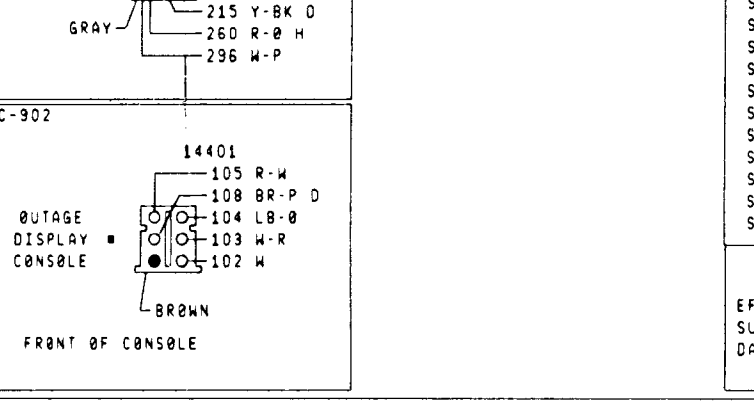
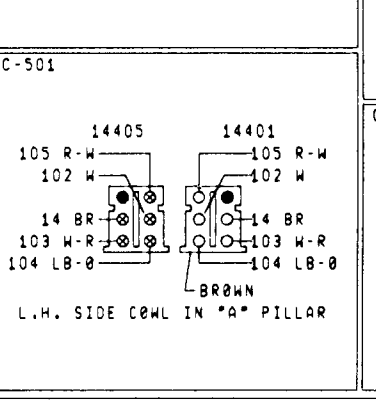
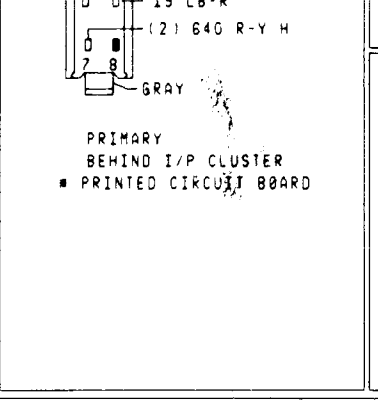
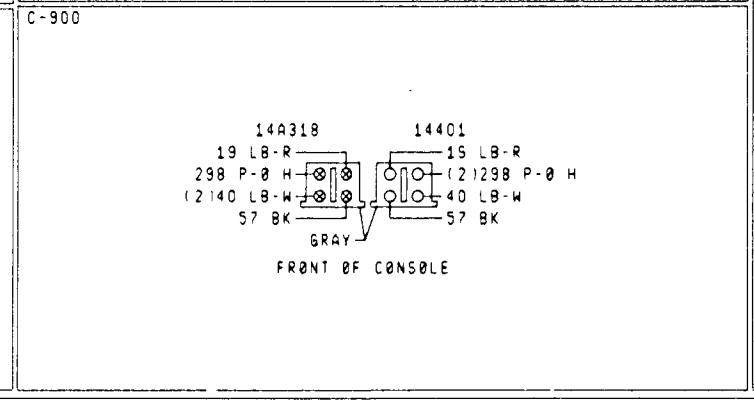
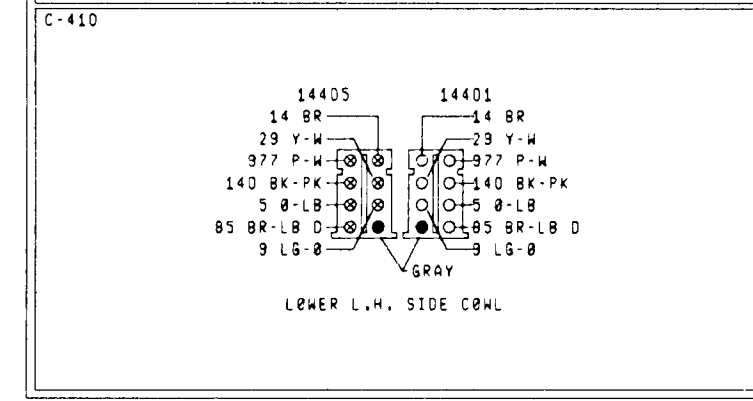
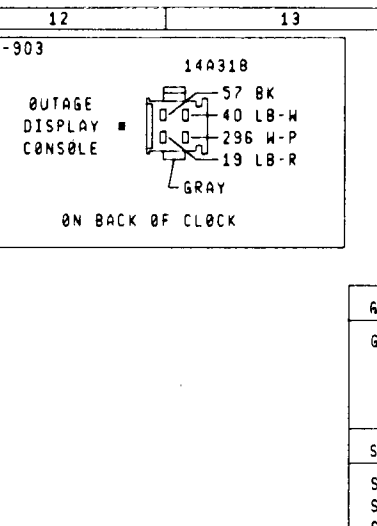
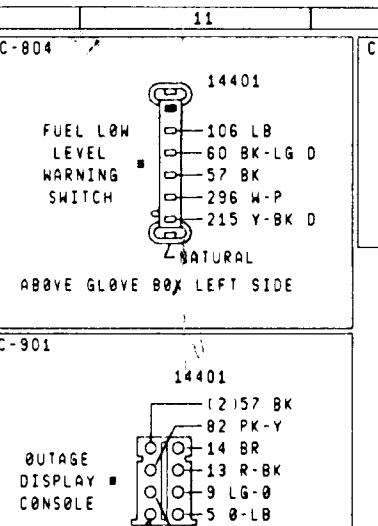
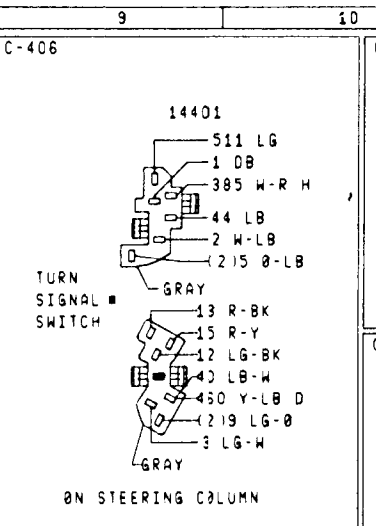
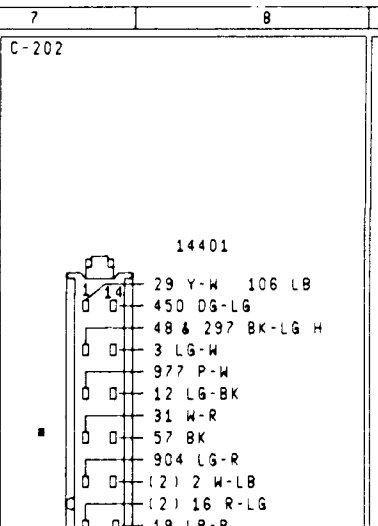
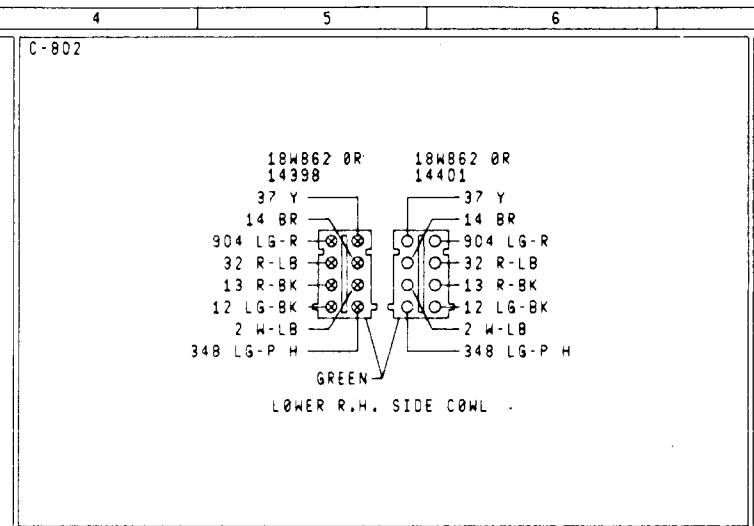
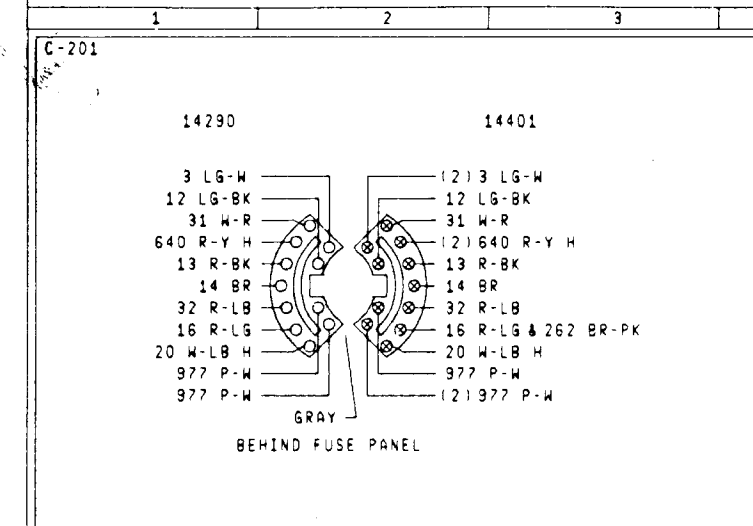
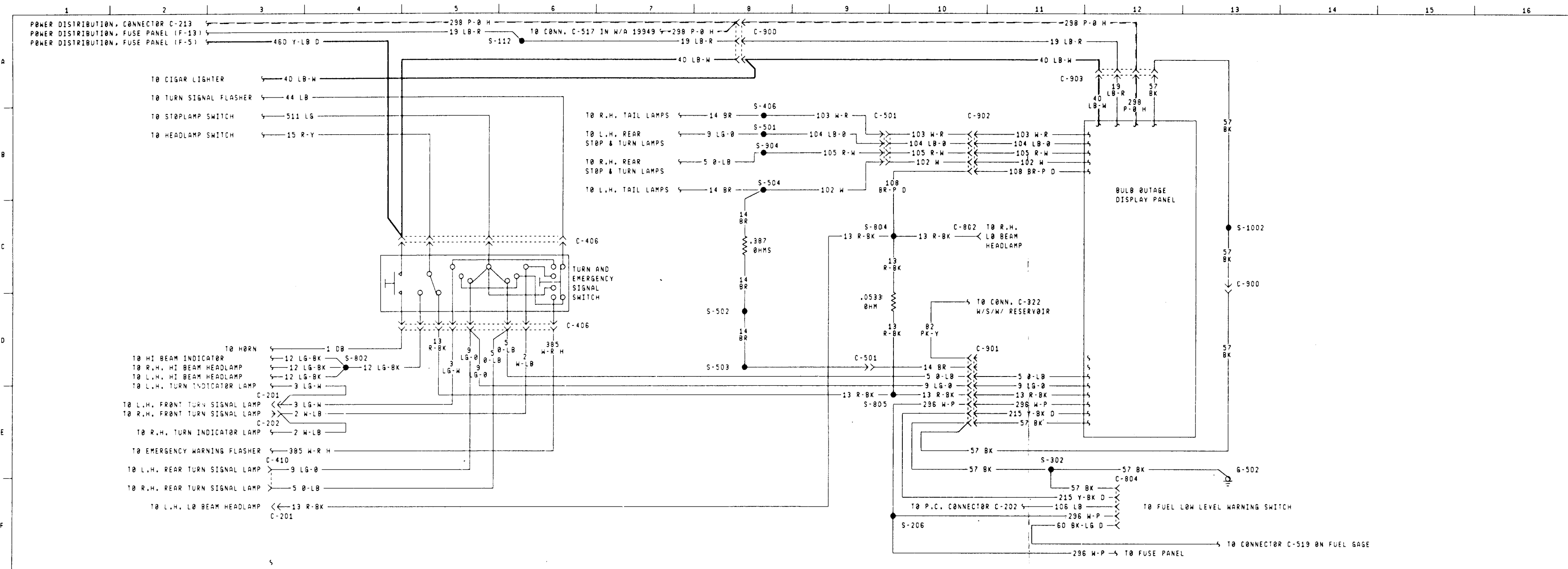
<p>C-214</p> <p>14401 138712 0R 15A006</p> <p>57 BK (2) 53 BK-LB (2) 54 LG-Y (2) 19 LB-R</p> <p>GRAY</p> <p>LEFT OF HEADLAMP SWITCH</p>	<p>C-400</p> <p>15A006</p> <p>54 LG-Y</p> <p>BRWN</p> <p>DIGITAL CLOCK RADIO BEHIND RADIO</p>	<p>C-416</p> <p>14401</p> <p>158 BK-PK H</p> <p>GRAY</p> <p>IGNITION KEY WARNING SWITCH IN STEERING WHEEL HUB NEAR IGNITION SWITCH</p>	<p>C-508</p> <p>138712 0R 14401</p> <p>2154 LG-Y (2) 153 BK-LB (2)</p> <p>GRAY</p> <p>COURTESY LAMP SWITCH (R.H., I)</p>	<p>C-1103</p> <p>14A549 0R 19B516, 14A459, 17N400</p> <p>84 P-Y H</p> <p>GRAY</p> <p>LUGGAGE COMPARTMENT DOOR LOCK SWITCH</p>
<p>C-900</p> <p>14A318 14401</p> <p>19 LB-R (2) 298 P-0 H (2) 1298 P-0 H (2) 40 LB-W (2) 57 BK</p> <p>GRAY</p> <p>FRONT OF CONSOLE</p>	<p>C-404</p> <p>14401</p> <p>38 BK-0 (1) 14 BR (1) 15 R-Y (1) 19 LB-R (1) 2154 LG-Y (1) 12153 BK-LB (1)</p> <p>GRAY</p> <p>HEADLAMP SWITCH BEHIND HEADLAMP SWITCH</p>	<p>C-417</p> <p>14334</p> <p>57 BK (2) 53 BK-LB (2)</p> <p>GRAY</p> <p>DOME LAMP IN FRONT AREA OF ROOF</p>	<p>C-510</p> <p>138712 14413</p> <p>54 LG-Y (2) 57 BK (2)</p> <p>GRAY</p> <p>BEHIND I/P RIGHT OF GLOVE BOX</p>	<p>C-1104</p> <p>17A413 0R 19B516, 19C542, 14A549 0R 14A549</p> <p>84 P-Y H</p> <p>GRAY</p> <p>GLOVE BOX SWITCH AND LAMP</p>
<p>C-1119</p> <p>17N400 17A413</p> <p>63 R (2) 84 P-Y H (2) 58 W (2)</p> <p>GRAY</p> <p>LUGGAGE COMPARTMENT DOOR LATCH ARMATURE</p>	<p>C-414</p> <p>14401 14334 0R 14335</p> <p>54 LG-Y (2) 54 LG-Y (2) 53 BK-LB (2) 53 BK-LB (2)</p> <p>BRWN</p> <p>R.H. COWL AREA IN "A" PILLAR</p>	<p>C-503</p> <p>138712 0R 14401</p> <p>53 BK-LB (2) 1254 LG-Y (2) 159 R-PK (2)</p> <p>GRAY</p> <p>COURTESY LAMP SWITCH (L.H., I)</p>	<p>C-511</p> <p>14A227 19B516</p> <p>54 LG-Y (2) 54 LG-Y (2)</p> <p>GRAY</p> <p>R.H. TRUNK HINGE AREA</p>	<p>C-1105</p> <p>19C542</p> <p>84 P-Y H</p> <p>BRWN</p> <p>DECK LID RELEASE SWITCH IN GLOVE BOX</p>
<p>C-209</p> <p>14335</p> <p>53 BK-LB (2) 54 LG-Y (2)</p> <p>GRAY</p> <p>REAR HATCH COURTESY LAMP SWITCH</p>	<p>C-307</p> <p>14A318</p> <p>57 BK (2) 40 LB-W (2)</p> <p>GRAY</p> <p>CIGAR LIGHTER CONSOLE</p>	<p>C-415</p> <p>15A006 138712</p> <p>57 BK (2) 53 BK-LB (2) 54 LG-Y (2) 19 LB-R (2)</p> <p>GRAY</p> <p>LEFT OF HEADLAMP SWITCH</p>	<p>C-801</p> <p>14401 158 BK-PK H 159 R-PK 450 DG-LG</p> <p>GRAY</p> <p>SEAT BELT WARNING BUZZER ABOVE GLOVE BOX</p>	<p>C-1109</p> <p>14A549, 17A413, 17A413</p> <p>58 W (2) 84 P-Y H (2) 63 R (2)</p> <p>GRAY</p> <p>LUGGAGE COMPARTMENT DOOR LATCH ARMATURE</p>

GROUND CODES	
G-405	EYELET ON 14334 FOR GROUNDING DOME LAMP
G-502	IN 14401 BEHIND GLOVE BOX
SPlice CODES	
S-301	IN 14401, NEAR T/O TO 14290
S-302	IN 14401, NEAR T/O TO RADIO
S-511	IN 14335, NEAR T/O TO DOME LAMP
S-1002	IN 14A318, NEAR T/O TO 14401
ELECTRICAL SYSTEMS 1979 MUSTANG PROTECTION AND CONVENIENCE	
EFFECTIVE P.C.R. DATE 7-29-78	BEPE ELECT INST MAN PAGE E92-705-8 SERVICE AND TRAINING MAN PAGE 8

WIRING COLOR KEY (PRIMARY COLORS)

BLACK	BK
BROWN	BR
TAN	T
RED	R
PINK	PK
ORANGE	O
YELLOW	Y
DARK GREEN	DG
LIGHT GREEN	LG
DARK BLUE	DB
LIGHT BLUE	LB
PURPLE	P
GRAY	GY
WHITE	W
HASH	(H)
DOT	(D)

STRIPE IS UNDERSTOOD AND HAS NO COLOR KEY



GROUND CODES	
G-502	IN 14401 BEHIND GLOVE BOX

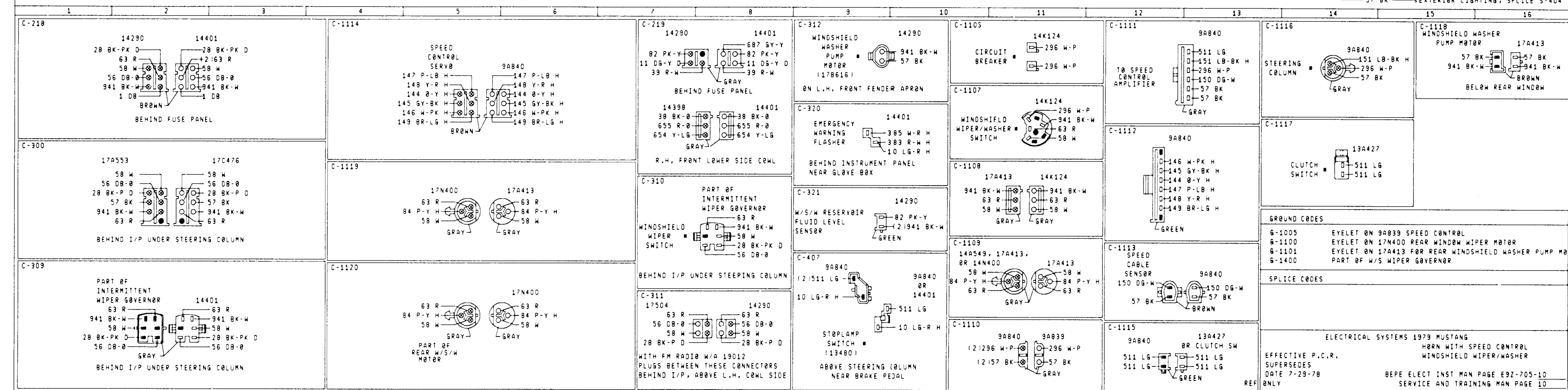
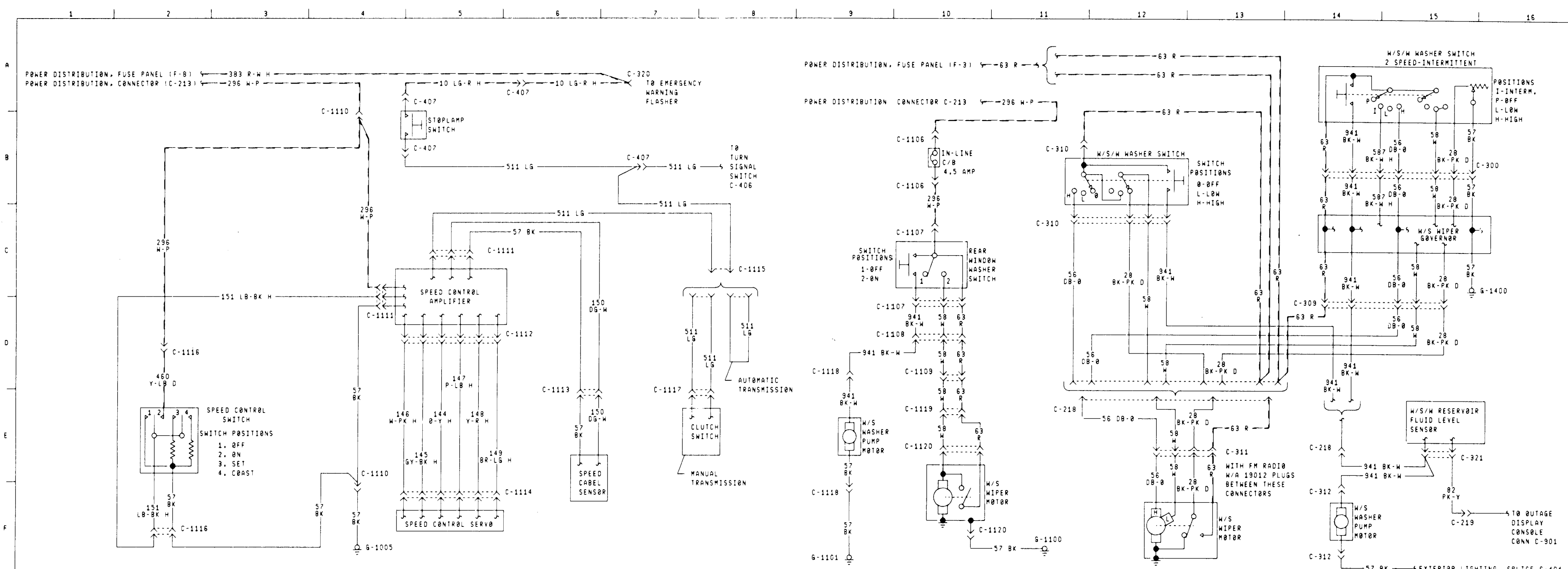
SPLICE CODES	
S-112	IN 14401, NEAR T/O TO RADIO
S-206	IN 14401, NEAR T/O TO PRINTED CIRCUIT
S-302	IN 14401, NEAR T/O TO RADIO
S-406	IN 14405, NEAR T/O TO R.H. TAIL LAMPS
S-501	IN 14405, NEAR T/O TO L.H. TAIL LAMPS
S-502	IN 14405, NEAR T/O TO LICENSE LAMP
S-503	IN 14405, NEAR T/O TO 14401
S-504	IN 14405, NEAR T/O TO L.H. TAIL LAMPS
S-802	IN 14401, NEAR T/O TO PRINTED CIRCUIT
S-804	IN 14401, NEAR T/O TO SEAT BELT WARNING BUZZER
S-805	IN 14401, NEAR T/O TO B/U LAMP SWITCH
S-904	IN 14405, NEAR T/O TO GROUND EYELET
S-1002	IN 14A318, NEAR T/O TO 14401

ELECTRICAL SYSTEMS 1979 MUSTANG PROTECTION AND CONVENIENCE	
EFFECTIVE P.C.R. SUPERSEDES DATE 7-29-78	BEPE ELECT INST MAN PAGE E92-705-9 SERVICE AND TRAINING MAN PAGE 9

WIRING COLOR KEY (PRIMARY COLORS)

BLACK	BK
BROWN	BR
TAN	T
RED	R
PINK	PK
ORANGE	O
YELLOW	Y
DARK GREEN	DG
LIGHT GREEN	LG
DARK BLUE	DB
LIGHT BLUE	LB
PURPLE	P
GRAY	GY
WHITE	W
HASH	(H)
DOT	(D)

STRIPE IS UNDERSTOOD AND HAS NO COLOR KEY



WIRING COLOR KEY (PRIMARY COLORS)

BLACK	BK
BROWN	BR
TAN	T
RED	R
PINK	PK
ORANGE	O
YELLOW	Y
DARK GREEN	DG
LIGHT GREEN	LG
DARK BLUE	DB
PURPLE	P
WHITE	W
HASH	(H)
DOT	(D)
STRIPES	(S)

STRIPES IS UNDERSTOOD AND HAS NO COLOR KEY